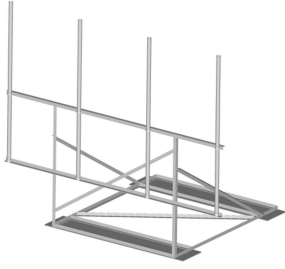


RF-N10-3-126



Non-Penetrating Roof Frame, 10 ft face, three 2-3/8 in OD x 126 in pipes

OBSOLETE

This product was discontinued on: December 12, 2022

Replaced By:

RF-NL10-3-96

Non-Penetrating Roof Frame, 10 ft face, three 3-1/2 in OD x 96 in pipes

Product Classification

Product Type Non-penetrating roof frame

General Specifications

Mounting Non-penetrating

Note Four 120 in x 8 in panel antennas per sector

Pipe, quantity 3

Dimensions

Height 3,200.4 mm | 126 in

Face Width 3.2 m | 10.5 ft

Width 3,200.4 mm | 126 in

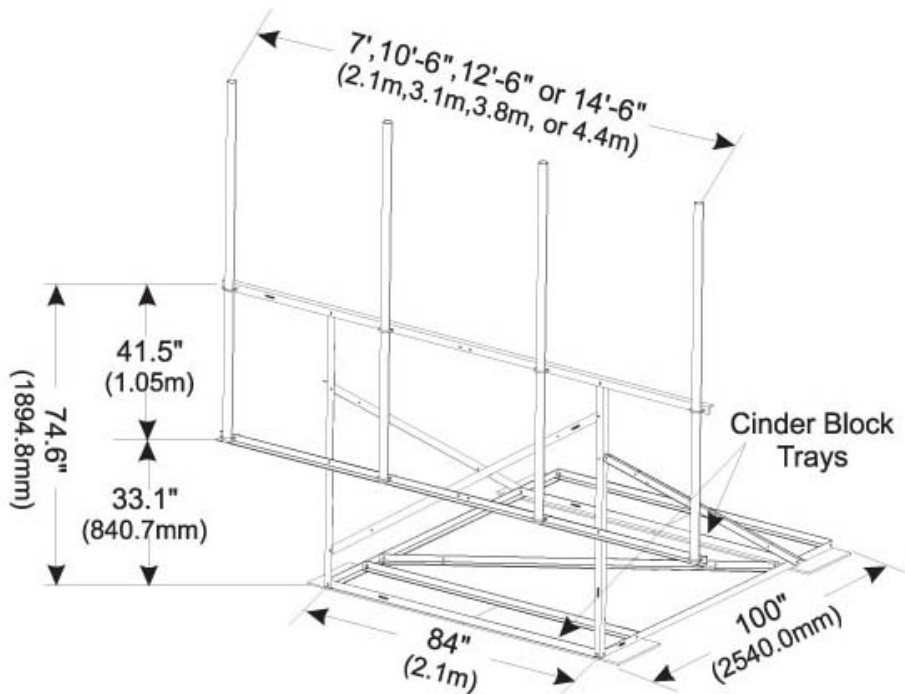
Length 2.53 m | 8.3 ft

Pipe Length 3,200.4 mm | 126 in

Pipe Outer Diameter 60.96 mm | 2.4 in

RF-N10-3-126

Outline Drawing



Material Specifications

Material Type Hot dip galvanized steel

Mechanical Specifications

Wind Rating 85 mph (BWS) at 100 ft AGL using Exposure C per UBC

Wind Rating Test Method TIA/EIA-222

Packaging and Weights

Included Rubber mats, with or without pipe mounts

Packaging quantity 1

Weight, net 213.1 kg | 469.805 lb

Regulatory Compliance/Certifications

Agency	Classification
ISO 9001:2015	Designed, manufactured and/or distributed under this quality management system

RF-N10-3-126




Included Products

- MT-537 – Plain End Pipe, 2-3/8 in OD x 126 in .120" A500C 46Ksi
- RF-N10-B – Non-Penetrating Roof Frame, 10 ft face, pipe not included

* Footnotes

Wind Rating BWS—Base Wind Speed; FBC—Florida Building Code

MT-537



Plain End Pipe, 2-3/8 in OD x 126 in .120" A500C 46Ksi

A500 46 ksi steel

Product Classification

Product Type Plain end pipe

General Specifications

Pipe, quantity 1

Dimensions

Height 60.96 mm | 2.4 in

Width 60.96 mm | 2.4 in

Length 3,200.4 mm | 126 in

Pipe Length 3,200.4 mm | 126 in

Pipe Outer Diameter 60.96 mm | 2.4 in

Material Thickness 3.048 mm | 0.12 in

Material Specifications

Material Type A500 | Hot dip galvanized steel

Material Grade C

Material Strength 46 KSI

Packaging and Weights

Included Pipe

Packaging quantity 1

Weight, net 18 kg | 39.683 lb

Regulatory Compliance/Certifications

Agency

CHINA-ROHS

ISO 9001:2015

Classification

Below maximum concentration value

Designed, manufactured and/or distributed under this quality management system

MT-537

REACH-SVHC

Compliant as per SVHC revision on www.commscope.com/ProductCompliance

ROHS

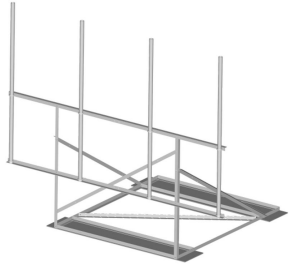
Compliant

UK-ROHS

Compliant



RF-N10-B



Non-Penetrating Roof Frame, 10 ft face, pipe not included

Product Classification

Product Type Non-penetrating roof frame

General Specifications

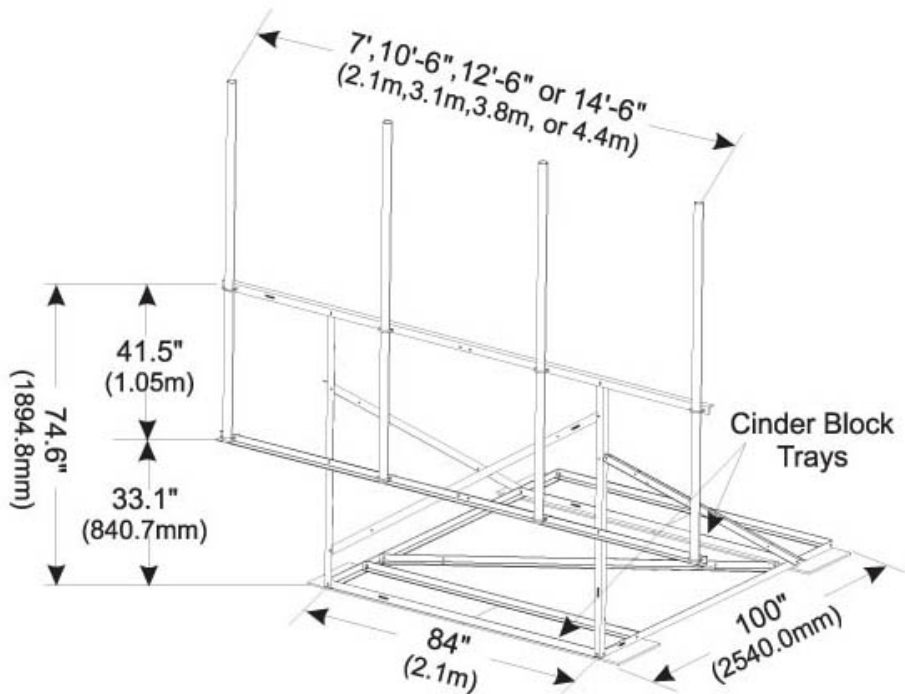
Mounting Non-penetrating
Note Four 120 in x 8 in panel antennas per sector
Pipe, quantity 0

Dimensions

Height 1905 mm | 75 in
Face Width 3.2 m | 10.5 ft
Width 3,200.4 mm | 126 in
Length 2.53 m | 8.3 ft
Pipe Length 0 mm | 0 in
Pipe Outer Diameter 60.96 mm | 2.4 in

RF-N10-B

Outline Drawing



Material Specifications

Material Type Hot dip galvanized steel

Mechanical Specifications

Wind Rating 85 mph (BWS) at 100 ft AGL using Exposure C per UBC

Wind Rating Test Method TIA/EIA-222

Packaging and Weights

Included Rubber mats, with or without pipe mounts

Packaging quantity 1

Weight, net 161.1 kg | 355.164 lb

Regulatory Compliance/Certifications

Agency	Classification
ISO 9001:2015	Designed, manufactured and/or distributed under this quality management system



* Footnotes

Wind Rating

BWS—Base Wind Speed; FBC—Florida Building Code