RZZ-65D-R3



6-port sector antenna, 2x 694-960, 4x 1427-2690 MHz 65° HPBW, 3x RET

- All Internal RET actuators are connected in “Cascaded SRET” configuration
- Uses the 4.3-10 connector which is 40 percent smaller than the 7-16 DIN connector
- Retractable tilt indicator rods
- Antenna shape optimized for wind load reduction

General Specifications

Antenna Type	Sector
Band	Multiband
Color	Light Gray (RAL 7035)
Grounding Type	RF connector inner conductor and body grounded to reflector and mounting bracket
Performance Note	Outdoor usage
Radome Material	Fiberglass, UV resistant
Reflector Material	Aluminum
RF Connector Interface	4.3-10 Female
RF Connector Location	Bottom
RF Connector Quantity, mid band	4
RF Connector Quantity, low band	2
RF Connector Quantity, total	6

Remote Electrical Tilt (RET) Information

RET Hardware	CommRET v2
RET Interface	8-pin DIN Female | 8-pin DIN Male
RET Interface, quantity	1 female | 1 male
Input Voltage	10–30 Vdc
Internal RET	Low band (1) | Mid band (2)
Power Consumption, active state, maximum	10 W
Power Consumption, idle state, maximum	2 W
Protocol	3GPP/AISG 2.0 (Single RET)

Dimensions

©2024 CommScope, Inc. All rights reserved. CommScope and the CommScope logo are registered trademarks of CommScope and/or its affiliates in the U.S. and other countries. For additional trademark information see https://www.commscope.com/trademarks. All product names, trademarks and registered trademarks are property of their respective owners. Revised: September 9, 2024

RZZ-65D-R3

Width	350 mm | 13.78 in
Depth	208 mm | 8.189 in
Length	2688 mm | 105.827 in

Array Layout



Array ID	Frequency (MHz)	RF Connector	RET (SRET)	AISG No.	AISG RET UID
R1	694-960	1 - 2	1	AISG1	CPxxxxxxxxxxxxxxxR1
Y1	1427-2690	3 - 4	2	AISG1	CPxxxxxxxxxxxxxxxY1
Y2	1427-2690	5 - 6	3	AISG1	CPxxxxxxxxxxxxxxxY2

(Sizes of colored boxes are not true depictions of array sizes)

Port Configuration



Electrical Specifications

©2024 CommScope, Inc. All rights reserved. CommScope and the CommScope logo are registered trademarks of CommScope and/or its affiliates in the U.S. and other countries. For additional trademark information see https://www.commscope.com/trademarks. All product names, trademarks and registered trademarks are property of their respective owners. Revised: September 9, 2024

RZZ-65D-R3

Impedance	50 ohm
Operating Frequency Band	1427 – 2690 MHz | 694 – 960 MHz
Polarization	±45°
Total Input Power, maximum	800 W @ 50 °C

Electrical Specifications

Frequency Band, MHz	**694–790**	**790–890**	**890–960**	**1427–1518**	**1695–1920**	**1920–2180**	**2300–2500**	**2500–2690**
Gain, dBi	16.8	17.3	17.4	16.6	18	18.5	19	18.8
Beamwidth, Horizontal, degrees	67	65	64	71	61	60	62	58
Beamwidth, Vertical, degrees	8.4	7.5	6.8	7.1	5.9	5.3	4.6	4.3
Beam Tilt, degrees	0–10	0–10	0–10	2–12	2–12	2–12	2–12	2–12
USLS (First Lobe), dB	20	23	18	19	19	15	16	16
Front-to-Back Ratio at 180°, dB	29	32	34	34	38	36	34	32
Isolation, Cross Polarization, dB	28	28	28	28	28	28	28	28
Isolation, Inter-band, dB	30	30	30	26	30	30	30	30
VSWR | Return loss, dB	1.5 | 14.0	1.5 | 14.0	1.5 | 14.0	1.5 | 14.0	1.5 | 14.0	1.5 | 14.0	1.5 | 14.0	1.5 | 14.0
PIM, 3rd Order, 2 x 20 W, dBc	-153	-153	-153	-153	-153	-153	-153	-153
Input Power per Port at 50°C, maximum, watts	300	300	300	250	250	250	200	200

Mechanical Specifications

Wind Loading @ Velocity, frontal	477.0 N @ 150 km/h (107.2 lbf @ 150 km/h)
Wind Loading @ Velocity, lateral	409.0 N @ 150 km/h (91.9 lbf @ 150 km/h)
Wind Loading @ Velocity, maximum	1,010.0 N @ 150 km/h (227.1 lbf @ 150 km/h)
Wind Loading @ Velocity, rear	506.0 N @ 150 km/h (113.8 lbf @ 150 km/h)
Wind Speed, maximum	241 km/h (150 mph)

Packaging and Weights

Width, packed	460 mm | 18.11 in
Depth, packed	350 mm | 13.78 in
Length, packed	2830 mm | 111.417 in
Weight, gross	46.2 kg | 101.853 lb

©2024 CommScope, Inc. All rights reserved. CommScope and the CommScope logo are registered trademarks of CommScope and/or its affiliates in the U.S. and other countries. For additional trademark information see https://www.commscope.com/trademarks. All product names, trademarks and registered trademarks are property of their respective owners. Revised: September 9, 2024

RZZ-65D-R3

Weight, net	37.9 kg | 83.555 lb

Regulatory Compliance/Certifications

Agency	Classification
ISO 9001:2015	Designed, manufactured and/or distributed under this quality management system

Included Products

BSAMNT-3	–	Wide Profile Antenna Downtilt Mounting Kit for 2.4 - 4.5 in (60 - 115 mm) OD round members. Kit contains one scissor top bracket set and one bottom bracket set.

* Footnotes

Performance Note	Severe environmental conditions may degrade optimum performance

©2024 CommScope, Inc. All rights reserved. CommScope and the CommScope logo are registered trademarks of CommScope and/or its affiliates in the U.S. and other countries. For additional trademark information see https://www.commscope.com/trademarks. All product names, trademarks and registered trademarks are property of their respective owners. Revised: September 9, 2024