

RRZZ-65D-R4N43V1



8-port sector antenna, 4x 694-960, 4x 1427-2690 MHz 65° HPBW, 4x RET

- Antenna includes 2x Single Column X-Pol Arrays for 694-960MHz and 2x Single Column X-Pol Arrays for 1427-2690MHz, suitable for 4x MIMO applications
- Excellent wind loading characteristics
- All Internal RET actuators are connected in “Cascaded SRET” configuration
- Supports re-configurable antenna sharing capability enabling control of the internal RET system using up to two separate RET compatible OEM radios
- Antenna design optimized to offer high gain performances

General Specifications

Antenna Type	Sector
Band	Multiband
Grounding Type	RF connector inner conductor and body grounded to reflector and mounting bracket
Performance Note	Outdoor usage
RF Connector Interface	4.3-10 Female
RF Connector Location	Bottom
RF Connector Quantity, high band	0
RF Connector Quantity, mid band	4
RF Connector Quantity, low band	4
RF Connector Quantity, total	8

Remote Electrical Tilt (RET) Information


RET Hardware	CommRET v2
RET Interface	8-pin DIN Female 8-pin DIN Male
RET Interface, quantity	2 female 2 male
Input Voltage	10–30 Vdc
Internal RET	Low band (2) Mid band (2)
Power Consumption, active state, maximum	8 W
Power Consumption, idle state, maximum	1 W
Protocol	3GPP/AISG 2.0 (Single RET)

Dimensions

RRZZ-65D-R4N43V1

Width	430 mm 16.929 in
Depth	197 mm 7.756 in
Length	2769 mm 109.016 in
Net Weight, antenna only	38.7 kg 85.319 lb


Array Layout



Array ID	Frequency (MHz)	RF Connector	RET (SRET)	AISG No.	AISG RET UID
R1	694-960	1 - 2	1	AISG1	CPxxxxxxxxxxxxxxxxR1
R2	694-960	3 - 4	2	AISG1	CPxxxxxxxxxxxxxxxxR2
Y1	1427-2690	5 - 6	3	AISG1	CPxxxxxxxxxxxxxxxxY1
Y2	1427-2690	7 - 8	4	AISG1	CPxxxxxxxxxxxxxxxxY2


(Sizes of colored boxes are not true depictions of array sizes)

Port Configuration



Logo Image

RRZZ-65D-R4N43V1



Electrical Specifications

Impedance	50 ohm
Operating Frequency Band	1427 – 2690 MHz 694 – 960 MHz
Polarization	±45°
Total Input Power, maximum	900 W @ 50 °C

Electrical Specifications

	R1,R2	R1,R2	R1,R2	Y1,Y2	Y1,Y2	Y1,Y2	Y1,Y2	Y1,Y2
Frequency Band, MHz	698–806	790–894	890–960	1427–1518	1695–1995	1920–2300	2300–2500	2490–2690
RF Port	1,2,3,4	1,2,3,4	1,2,3,4	5,6,7,8	5,6,7,8	5,6,7,8	5,6,7,8	5,6,7,8
Gain at Mid Tilt, dBi	15.7	16.5	16.8	16.6	17.8	18.6	19.1	18.8
Beamwidth, Horizontal, degrees	69	64	61	62	62	59	57	60
Beamwidth, Vertical, degrees	7.5	6.8	6.3	7	5.7	5.2	4.5	4.3
Beam Tilt, degrees	2–12	2–12	2–12	2–12	2–12	2–12	2–12	2–12
USLS (First Lobe), dB	16	17	16	17	18	17	17	16
Front-to-Back Ratio at 180°, dB	31	33	31	32	35	33	33	31
Isolation, Cross Polarization, dB	26	26	26	26	26	26	26	26
Isolation, Inter-band, dB	26	26	26	26	26	26	26	26
VSWR Return loss, dB	1.5 14.0	1.5 14.0	1.5 14.0	1.5 14.0	1.5 14.0	1.5 14.0	1.5 14.0	1.5 14.0
PIM, 3rd Order, 2 x 20 W, dBc	-153	-153	-153	-153	-153	-153	-153	-153
Input Power per Port at 50°C, maximum, watts	250	250	250	200	200	200	150	150

RRZZ-65D-R4N43V1

Mechanical Specifications

Wind Loading @ Velocity, frontal	651.0 N @ 150 km/h (146.4 lbf @ 150 km/h)
Wind Loading @ Velocity, lateral	351.0 N @ 150 km/h (78.9 lbf @ 150 km/h)
Wind Loading @ Velocity, maximum	1,028.0 N @ 150 km/h (231.1 lbf @ 150 km/h)
Wind Loading @ Velocity, rear	421.0 N @ 150 km/h (94.6 lbf @ 150 km/h)
Wind Speed, maximum	241 km/h (150 mph)

Packaging and Weights

Width, packed	529 mm 20.827 in
Depth, packed	356 mm 14.016 in
Length, packed	2897 mm 114.055 in
Weight, gross	58.7 kg 129.411 lb

Regulatory Compliance/Certifications

Agency	Classification
CHINA-ROHS	Below maximum concentration value
ISO 9001:2015	Designed, manufactured and/or distributed under this quality management system
REACH-SVHC	Compliant as per SVHC revision on www.commscope.com/ProductCompliance
ROHS	Compliant
UK-ROHS	Compliant



Included Products

BSAMNT-4	-	Wide Profile Antenna Downtilt Mounting Kit for 2.4 - 4.5 in (60 - 115 mm) OD round members. Kit contains one scissor top bracket set and one bottom bracket set.
BSAMNT-M4	-	Middle Downtilt Mounting Kit for Long Antennas for 2.4 - 4.5 in (60 - 115 mm) OD round members. Kit contains one scissor bracket set.

* Footnotes

Performance Note	Severe environmental conditions may degrade optimum performance
-------------------------	---

BSAMNT-4



Wide Profile Antenna Downtilt Mounting Kit for 2.4 - 4.5 in (60 - 115 mm) OD round members. Kit contains one scissor top bracket set and one bottom bracket set.

Product Classification

Product Type Downtilt mounting kit

General Specifications

Application Outdoor

Color Silver

Dimensions

Compatible Diameter, maximum 115 mm | 4.528 in

Compatible Diameter, minimum 60 mm | 2.362 in

Weight, net 6.5 kg | 14.33 lb

Material Specifications

Material Type Galvanized steel

Packaging and Weights

Included Brackets | Hardware

Packaging quantity 1

Regulatory Compliance/Certifications

Agency	Classification
CHINA-ROHS	Below maximum concentration value
ISO 9001:2015	Designed, manufactured and/or distributed under this quality management system
REACH-SVHC	Compliant as per SVHC revision on www.andrew.com/ProductCompliance
ROHS	Compliant
UK-ROHS	Compliant



BSAMNT-M4



Middle Downtilt Mounting Kit for Long Antennas for 2.4 - 4.5 in (60 - 115 mm) OD round members. Kit contains one scissor bracket set.

Product Classification

Product Type Downtilt mounting kit

General Specifications

Application Outdoor

Color Silver

Dimensions

Compatible Diameter, maximum 115 mm | 4.528 in

Compatible Diameter, minimum 60 mm | 2.362 in

Weight, net 4.6 kg | 10.141 lb

Material Specifications

Material Type Galvanized steel

Packaging and Weights

Included Brackets | Hardware

Packaging quantity 1

Regulatory Compliance/Certifications

Agency	Classification
CHINA-ROHS	Below maximum concentration value
ISO 9001:2015	Designed, manufactured and/or distributed under this quality management system
REACH-SVHC	Compliant as per SVHC revision on www.andrew.com/ProductCompliance
ROHS	Compliant
UK-ROHS	Compliant

