


RRV4-65B-R6N39



12-port sector antenna, 4x 694–960 and 8x 1695–2690 MHz, 65° HPBW, 6x RET

- All Internal RET actuators are connected in “Cascaded SRET” configuration
- Uses the 4.3-10 connector which is 40 percent smaller than the 7-16 DIN connector

General Specifications

Antenna Type	Sector
Band	Multiband
Color	Light Gray (RAL 7035)
Grounding Type	RF connector inner conductor and body grounded to reflector and mounting bracket
Performance Note	Outdoor usage
Radome Material	Fiberglass, UV resistant
Radiator Material	Low loss circuit board
Reflector Material	Aluminum
RF Connector Interface	4.3-10 Female
RF Connector Location	Bottom
RF Connector Quantity, high band	8
RF Connector Quantity, low band	4
RF Connector Quantity, total	12

Remote Electrical Tilt (RET) Information

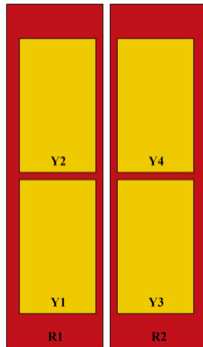
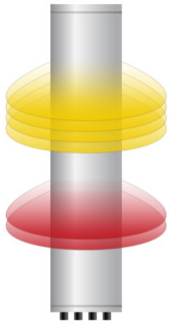
RET Hardware	CommRET v2
RET Interface	8-pin DIN Female 8-pin DIN Male
RET Interface, quantity	2 female 2 male
Input Voltage	10–30 Vdc
Internal RET	High band (4) Low band (2)
Power Consumption, active state, maximum	8 W
Power Consumption, idle state, maximum	1 W
Protocol	3GPP/AISG 2.0

Dimensions

RRV4-65B-R6N39

Width	395 mm 15.551 in
Depth	228 mm 8.976 in
Length	1999 mm 78.701 in
Net Weight, antenna only	30 kg 66.139 lb


Array Layout



Array ID	Frequency (MHz)	RF Connector	HPBW	RET (SRET)	AISG No.	AISG RET UID
R1	694-960	1 - 2	65°	1	AISG1	CPxxxxxxxxxxxxxxxxR1
R2	694-960	3 - 4	65°	2	AISG1	CPxxxxxxxxxxxxxxxxR2
Y1	1695-2690	5 - 6	65°	3	AISG1	CPxxxxxxxxxxxxxxxxY1
Y2	1695-2690	7 - 8	65°	4	AISG1	CPxxxxxxxxxxxxxxxxY2
Y3	1695-2690	9 - 10	65°	5	AISG1	CPxxxxxxxxxxxxxxxxY3
Y4	1695-2690	11 - 12	65°	6	AISG1	CPxxxxxxxxxxxxxxxxY4

(Sizes of colored boxes are not true depictions of array sizes)

Port Configuration



Electrical Specifications

Impedance	50 ohm
Operating Frequency Band	1695 – 2690 MHz 694 – 960 MHz

RRV4-65B-R6N39

Polarization	±45°
Total Input Power, maximum	1,200 W @ 50 °C

Electrical Specifications

	R1,R2	R1,R2	R1,R2	Y1-Y4	Y1-Y4	Y1-Y4	Y1-Y4
Frequency Band, MHz	694-806	790-894	890-960	1695-1920	1920-2200	2300-2490	2490-2690
RF Port	1-4	1-4	1-4	5-12	5-12	5-12	5-12
Gain, dBi	14.2	14.5	15	15.9	16.4	16.9	17
Beamwidth, Horizontal, degrees	72	61	58	65	70	69	58
Beamwidth, Vertical, degrees	10.8	9.9	9.4	9.2	8.2	7.4	6.6
Beam Tilt, degrees	2-12	2-12	2-12	2-12	2-12	2-12	2-12
USLS (First Lobe), dB	18	18	20	16	16	16	17
Front-to-Back Ratio at 180°, dB	30	28	27	34	34	28	28
Isolation, Cross Polarization, dB	25	25	25	25	25	25	25
Isolation, Inter-band, dB	25	25	25	25	25	25	25
VSWR Return loss, dB	1.5 14.0	1.5 14.0	1.5 14.0	1.5 14.0	1.5 14.0	1.5 14.0	1.5 14.0
PIM, 3rd Order, 2 x 20 W, dBc	-150	-150	-150	-150	-150	-150	-150
Input Power per Port at 50°C, maximum, watts	300	300	300	250	250	200	200

Electrical Specifications, BASTA

	694-806	790-894	890-960	1695-1920	1920-2200	2300-2490	2490-2690
Frequency Band, MHz	694-806	790-894	890-960	1695-1920	1920-2200	2300-2490	2490-2690
Gain by all Beam Tilts, average, dBi	13.6	14.2	14.6	15.4	16	16.4	16.5
Gain by all Beam Tilts Tolerance, dB	±0.7	±0.5	±0.6	±0.9	±0.5	±0.6	±0.5
Beamwidth, Horizontal Tolerance, degrees	±11	±6	±5	±5	±12	±13	±7
Beamwidth, Vertical Tolerance, degrees	±0.7	±0.6	±0.6	±0.8	±0.7	±0.4	±0.5
USLS, beampeak to 20° above beampeak, dB	18	16	14	14	15	15	14
Front-to-Back Total Power at 180° ± 30°, dB	18	20	19	28	26	23	22
CPR at Boresight, dB	22	22	20	18	18	17	19

RRV4-65B-R6N39

CPR at Sector, dB 11 9 8 8 5 4 9

Mechanical Specifications

Wind Loading @ Velocity, frontal	396.0 N @ 150 km/h (89.0 lbf @ 150 km/h)
Wind Loading @ Velocity, lateral	337.0 N @ 150 km/h (75.8 lbf @ 150 km/h)
Wind Loading @ Velocity, maximum	816.0 N @ 150 km/h (183.4 lbf @ 150 km/h)
Wind Loading @ Velocity, rear	410.0 N @ 150 km/h (92.2 lbf @ 150 km/h)
Wind Speed, maximum	241 km/h (150 mph)

Packaging and Weights

Width, packed	505 mm 19.882 in
Depth, packed	386 mm 15.197 in
Length, packed	2132 mm 83.937 in
Weight, gross	44 kg 97.003 lb

Regulatory Compliance/Certifications

Agency	Classification
CHINA-ROHS	Above maximum concentration value
ISO 9001:2015	Designed, manufactured and/or distributed under this quality management system
ROHS	Compliant/Exempted
UK-ROHS	Compliant/Exempted



Included Products

BSAMNT-3	-	Wide Profile Antenna Downtilt Mounting Kit for 2.4 - 4.5 in (60 - 115 mm) OD round members. Kit contains one scissor top bracket set and one bottom bracket set.
----------	---	--

* Footnotes

Performance Note	Severe environmental conditions may degrade optimum performance
-------------------------	---