


# SS-65M-M



## 4-port sector antenna, 4x 3100-4200 MHz, 65°HPBW

- Uses the 4.3-10 connector which is 40 percent smaller than the 7-16 DIN connector
- Manual tilt adjustment with tilt indicators. RET compatible by replacing the manual tilt cartridge on site with the “plug-in” RET
- Conforms to RoHS 2011/65/EU
- The antenna is supplied with mounting kits that provide 0 degree of mechanical downtilt; optional downtilt mounting kits are available

## General Specifications

<b>Antenna Type</b>	Sector
<b>Band</b>	Single band
<b>Color</b>	Light Gray (RAL 7035)
<b>Grounding Type</b>	RF connector inner conductor and body grounded to reflector and mounting bracket
<b>Performance Note</b>	Outdoor usage
<b>Radome Material</b>	PVC, UV resistant
<b>Radiator Material</b>	Low loss circuit board
<b>Reflector Material</b>	Aluminum
<b>RF Connector Interface</b>	4.3-10 Female
<b>RF Connector Location</b>	Bottom
<b>RF Connector Quantity, high band</b>	4
<b>RF Connector Quantity, total</b>	4

## Remote Electrical Tilt (RET) Information

<b>RET Interface</b>	8-pin DIN Female   8-pin DIN Male
<b>Input Voltage</b>	10–30 Vdc
<b>Power Consumption, active state, maximum</b>	8 W
<b>Power Consumption, idle state, maximum</b>	1 W
<b>Protocol</b>	3GPP/AISG 2.0

## Dimensions


<b>Width</b>	170 mm   6.693 in
<b>Depth</b>	105 mm   4.134 in

# SS-65M-M

**Length** 998 mm | 39.291 in

**Net Weight, without mounting kit** 6.2 kg | 13.669 lb


## Array Layout



Array ID	Frequency (MHz)	RF Connector	RET (N/A)	AISG RET UID
P1	3100-4200	1 - 2	N/A	N/A
P2	3100-4200	3 - 4		

(Sizes of colored boxes are not true depictions of array sizes)

## Port Configuration



## Electrical Specifications

**Impedance** 50 ohm

**Operating Frequency Band** 3100 – 4200 MHz

# SS-65M-M

<b>Polarization</b>	±45°
<b>Total Input Power, maximum</b>	500 W

## Electrical Specifications

<b>Frequency Band, MHz</b>	<b>3100–3550</b>	<b>3550–3700</b>	<b>3700–4200</b>
<b>Gain, dBi</b>	18	18.3	18.2
<b>Beamwidth, Horizontal, degrees</b>	69	67	64
<b>Beamwidth, Vertical, degrees</b>	5.6	5.2	5.1
<b>Beam Tilt, degrees</b>	0–10	0–10	0–10
<b>USLS (First Lobe), dB</b>	22	23	20
<b>Front-to-Back Ratio, Copolarization 180° ± 30°, dB</b>	26	27	27
<b>Isolation, Cross Polarization, dB</b>	28	28	28
<b>Isolation, Inter-band, dB</b>	28	28	28
<b>VSWR   Return loss, dB</b>	1.5   14.0	1.5   14.0	1.5   14.0
<b>PIM, 3rd Order, 2 x 20 W, dBc</b>	-150	-150	-150
<b>Input Power per Port, maximum, watts</b>	200	200	200

## Electrical Specifications, BASTA

<b>Frequency Band, MHz</b>	<b>3100–3550</b>	<b>3550–3700</b>	<b>3700–4200</b>
<b>Gain by all Beam Tilts, average, dBi</b>	17.6	17.9	17.7
<b>Beamwidth, Horizontal Tolerance, degrees</b>	±3.9	±3.3	±4.8
<b>CPR at Boresight, dB</b>	19	18	19
<b>CPR at Sector, dB</b>	8	7	8

## Mechanical Specifications

<b>Wind Loading @ Velocity, frontal</b>	163.0 N @ 150 km/h (36.6 lbf @ 150 km/h)
<b>Wind Loading @ Velocity, lateral</b>	124.0 N @ 150 km/h (27.9 lbf @ 150 km/h)
<b>Wind Loading @ Velocity, rear</b>	271.0 N @ 150 km/h (60.9 lbf @ 150 km/h)
<b>Wind Speed, maximum</b>	241 km/h (150 mph)

## Packaging and Weights

<b>Width, packed</b>	275 mm   10.827 in
<b>Depth, packed</b>	218 mm   8.583 in
<b>Length, packed</b>	1117 mm   43.976 in
<b>Weight, gross</b>	11.3 kg   24.912 lb

# SS-65M-M

---

## Regulatory Compliance/Certifications

Agency	Classification
CHINA-ROHS	Below maximum concentration value
ISO 9001:2015	Designed, manufactured and/or distributed under this quality management system
REACH-SVHC	Compliant as per SVHC revision on <a href="http://www.commscope.com/ProductCompliance">www.commscope.com/ProductCompliance</a>
ROHS	Compliant
UK-ROHS	Compliant



## Included Products

DB390	-	Pipe Mounting Kit for 2.4 - 4.5 in (60 - 115 mm) OD round members. Use for narrow panel antennas. Includes two pipe mounts.
-------	---	---

## \* Footnotes

<b>Performance Note</b>	Severe environmental conditions may degrade optimum performance
-------------------------	---

# DB390



Pipe Mounting Kit for 2.4 - 4.5 in (60 - 115 mm) OD round members. Use for narrow panel antennas. Includes two pipe mounts.

## Product Classification

**Product Type** Pipe mounting kit

## General Specifications

**Application** Outdoor

**Color** Silver

## Dimensions

**Compatible Diameter, maximum** 114.3 mm | 4.5 in

**Compatible Diameter, minimum** 61 mm | 2.402 in

**Weight, net** 2 kg | 4.409 lb

## Material Specifications

**Material Type** Galvanized steel

## Packaging and Weights

**Included** Brackets | Hardware

**Packaging quantity** 1

**Weight, gross** 2.1 kg | 4.63 lb

## Regulatory Compliance/Certifications

Agency	Classification
CHINA-ROHS	Below maximum concentration value
ISO 9001:2015	Designed, manufactured and/or distributed under this quality management system
REACH-SVHC	Compliant as per SVHC revision on <a href="http://www.commscope.com/ProductCompliance">www.commscope.com/ProductCompliance</a>
ROHS	Compliant
UK-ROHS	Compliant



