

# RRZZVV-65D-R6N43



12-port sector antenna, 4x 694–960, 4x 1427–2690 and 4x 1695–2690 MHz, 65° HPBW, 6x RET

- All Internal RET actuators are connected in “Cascaded SRET” configuration
- Excellent wind loading characteristics
- Retractable tilt indicator rods

## General Specifications

<b>Antenna Type</b>	Sector
<b>Band</b>	Multiband
<b>Color</b>	Light Gray (RAL 7035)
<b>Grounding Type</b>	RF connector inner conductor and body grounded to reflector and mounting bracket
<b>Performance Note</b>	Outdoor usage
<b>Radome Material</b>	Fiberglass, UV resistant
<b>Radiator Material</b>	Low loss circuit board
<b>Reflector Material</b>	Aluminum
<b>RF Connector Interface</b>	4.3-10 Female
<b>RF Connector Location</b>	Bottom
<b>RF Connector Quantity, high band</b>	8
<b>RF Connector Quantity, low band</b>	4
<b>RF Connector Quantity, total</b>	12

## Remote Electrical Tilt (RET) Information

<b>RET Hardware</b>	CommRET v2
<b>RET Interface</b>	8-pin DIN Female   8-pin DIN Male
<b>RET Interface, quantity</b>	2 female   2 male
<b>Input Voltage</b>	10–30 Vdc
<b>Internal RET</b>	High band (4)   Low band (2)
<b>Power Consumption, active state, maximum</b>	8 W
<b>Power Consumption, idle state, maximum</b>	1 W
<b>Protocol</b>	3GPP/AISG 2.0 (Single RET)

# RRZZVV-65D-R6N43


---

## Dimensions

<b>Width</b>	430 mm   16.929 in
<b>Depth</b>	197 mm   7.756 in
<b>Length</b>	2769 mm   109.016 in
<b>Net Weight, without mounting kit</b>	44.7 kg   98.547 lb

# RRZZVV-65D-R6N43

## Array Layout




Array ID	Frequency (MHz)	RF Connector	RET (SRET)	AISG RET UID
R1	694-960	1 - 2	1	CPxxxxxxxxxxxxxxxxR1
R2	694-960	3 - 4	2	CPxxxxxxxxxxxxxxxxR2
Y1	1695-2690	5 - 6	3	CPxxxxxxxxxxxxxxxxY1
Y2	1427-2690	7 - 8	4	CPxxxxxxxxxxxxxxxxY2
Y3	1427-2690	9 - 10	5	CPxxxxxxxxxxxxxxxxY3
Y4	1695-2690	11 - 12	6	CPxxxxxxxxxxxxxxxxY4

(Sizes of colored boxes are not true depictions of array sizes)

# RRZZVV-65D-R6N43

## Port Configuration



## Electrical Specifications

<b>Impedance</b>	50 ohm
<b>Operating Frequency Band</b>	1427 – 2690 MHz   1695 – 2690 MHz   694 – 960 MHz
<b>Polarization</b>	±45°
<b>Total Input Power, maximum</b>	900 W @ 50 °C

## Electrical Specifications

Frequency Band, MHz	694–790	790–890	890–960	1427–1518	1695–2200	2300–2690	1695–2180	2300–2690
<b>Gain, dBi</b>	15.4	15.8	16.2	15.4	16.9	17.7	17.5	18.1
<b>Beamwidth, Horizontal, degrees</b>	67	63	58	69	64	60	63	60
<b>Beamwidth, Vertical, degrees</b>	7.9	7.2	6.6	7.7	6.1	4.8	5.9	4.9
<b>Beam Tilt, degrees</b>	2–12	2–12	2–12	2–12	2–12	2–12	2–12	2–12
<b>USLS (First Lobe), dB</b>	19	18	17	17	15	19	19	18
<b>Front-to-Back Ratio at 180°, dB</b>	29	32	32	31	32	30	32	31
<b>Isolation, Cross Polarization, dB</b>	25	25	25	25	25	25	25	25

# RRZZVV-65D-R6N43

<b>Isolation, Inter-band, dB</b>	27	27	27	27	27	27	27	27
<b>VSWR   Return loss, dB</b>	1.5 14.0	1.5 14.0	1.5 14.0	1.5 14.0	1.5 14.0	1.5 14.0	1.5 14.0	1.5 14.0
<b>PIM, 3rd Order, 2 x 20 W, dBc</b>	-150	-150	-150	-150	-150	-150	-150	-150
<b>Input Power per Port at 50°C, maximum, watts</b>	250	250	250	200	200	200	200	200

## Electrical Specifications, BASTA

<b>Frequency Band, MHz</b>	<b>694–790</b>	<b>790–890</b>	<b>890–960</b>	<b>1427–1518</b>	<b>1695–2200</b>	<b>2300–2690</b>	<b>1695–2180</b>	<b>2300–2690</b>
<b>Gain by all Beam Tilts, average, dBi</b>	14.9	15.5	15.9	15	16.2	17.3	16.9	17.7
<b>Gain by all Beam Tilts Tolerance, dB</b>	±0.7	±0.6	±0.3	±0.3	±1	±0.5	±0.8	±0.5
<b>Beamwidth, Horizontal Tolerance, degrees</b>	±8.7	±5.5	±5.1	±6.6	±5.5	±5.3	±5.4	±3.7
<b>Beamwidth, Vertical Tolerance, degrees</b>	±0.4	±0.5	±0.3	±0.3	±0.8	±0.4	±0.6	±0.3
<b>USLS, beampeak to 20° above beampeak, dB</b>	14	15	15	13	14	17	15	15
<b>Front-to-Back Total Power at 180° ± 30°, dB</b>	22	24	24	22	26	25	26	26
<b>CPR at Boresight, dB</b>	22	23	24	18	17	14	19	17
<b>CPR at Sector, dB</b>	12	7	8	6	5	1	8	7

## Mechanical Specifications

<b>Wind Loading @ Velocity, frontal</b>	680.0 N @ 150 km/h (152.9 lbf @ 150 km/h)
<b>Wind Loading @ Velocity, lateral</b>	347.0 N @ 150 km/h (78.0 lbf @ 150 km/h)
<b>Wind Loading @ Velocity, maximum</b>	1,020.0 N @ 150 km/h (229.3 lbf @ 150 km/h)
<b>Wind Loading @ Velocity, rear</b>	434.0 N @ 150 km/h (97.6 lbf @ 150 km/h)
<b>Wind Speed, maximum</b>	241 km/h (150 mph)

## Packaging and Weights

<b>Width, packed</b>	530 mm   20.866 in
<b>Depth, packed</b>	356 mm   14.016 in
<b>Length, packed</b>	2897 mm   114.055 in
<b>Weight, gross</b>	64.4 kg   141.978 lb

## Regulatory Compliance/Certifications

<b>Agency</b>	<b>Classification</b>
---------------	-----------------------

# RRZZVV-65D-R6N43

---

CHINA-ROHS	Below maximum concentration value
ISO 9001:2015	Designed, manufactured and/or distributed under this quality management system
REACH-SVHC	Compliant as per SVHC revision on <a href="http://www.commscope.com/ProductCompliance">www.commscope.com/ProductCompliance</a>
ROHS	Compliant
UK-ROHS	Compliant



## Included Products

- |           |   |  |
|-----------|---|--|
| BSAMNT-4  | - | Wide Profile Antenna Downtilt Mounting Kit for 2.4 - 4.5 in (60 - 115 mm) OD round members. Kit contains one scissor top bracket set and one bottom bracket set. |
| BSAMNT-M4 | - | Middle Downtilt Mounting Kit for Long Antennas for 2.4 - 4.5 in (60 - 115 mm) OD round members. Kit contains one scissor bracket set.                            |

## \* Footnotes

**Performance Note** Severe environmental conditions may degrade optimum performance

# BSAMNT-4



Wide Profile Antenna Downtilt Mounting Kit for 2.4 - 4.5 in (60 - 115 mm) OD round members. Kit contains one scissor top bracket set and one bottom bracket set.

## Product Classification

**Product Type** Downtilt mounting kit

## General Specifications

**Application** Outdoor

**Color** Silver

## Dimensions

**Compatible Diameter, maximum** 115 mm | 4.528 in

**Compatible Diameter, minimum** 60 mm | 2.362 in

**Weight, net** 6.5 kg | 14.33 lb

## Material Specifications

**Material Type** Galvanized steel

## Packaging and Weights

**Included** Brackets | Hardware


**Packaging quantity** 1

## Regulatory Compliance/Certifications

Agency	Classification
CHINA-ROHS	Below maximum concentration value
ISO 9001:2015	Designed, manufactured and/or distributed under this quality management system
REACH-SVHC	Compliant as per SVHC revision on <a href="http://www.commscope.com/ProductCompliance">www.commscope.com/ProductCompliance</a>
ROHS	Compliant
UK-ROHS	Compliant



# BSAMNT-M4



Middle Downtilt Mounting Kit for Long Antennas for 2.4 - 4.5 in (60 - 115 mm) OD round members. Kit contains one scissor bracket set.

## Product Classification

**Product Type** Downtilt mounting kit

## General Specifications

**Application** Outdoor

**Color** Silver

## Dimensions

**Compatible Diameter, maximum** 115 mm | 4.528 in

**Compatible Diameter, minimum** 60 mm | 2.362 in

**Weight, net** 4.6 kg | 10.141 lb

## Material Specifications

**Material Type** Galvanized steel

## Packaging and Weights

**Included** Brackets | Hardware

**Packaging quantity** 1

## Regulatory Compliance/Certifications

Agency	Classification
CHINA-ROHS	Below maximum concentration value
ISO 9001:2015	Designed, manufactured and/or distributed under this quality management system
REACH-SVHC	Compliant as per SVHC revision on <a href="http://www.commscope.com/ProductCompliance">www.commscope.com/ProductCompliance</a>
ROHS	Compliant
UK-ROHS	Compliant

