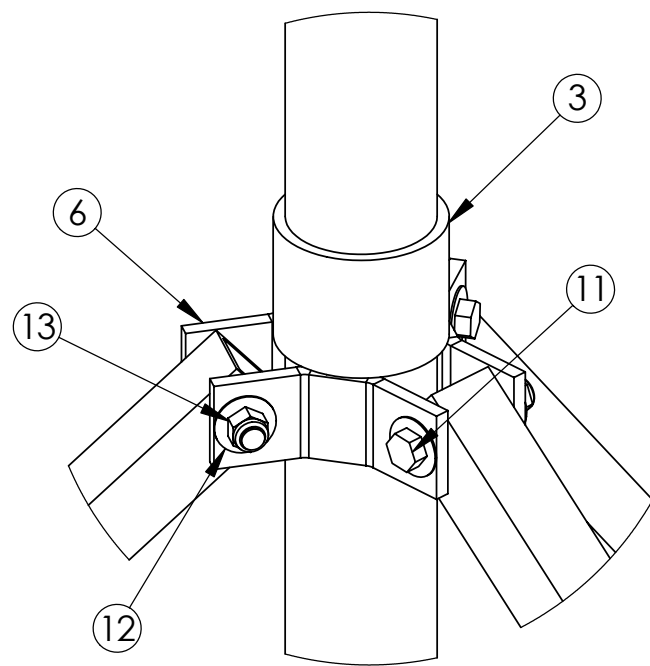
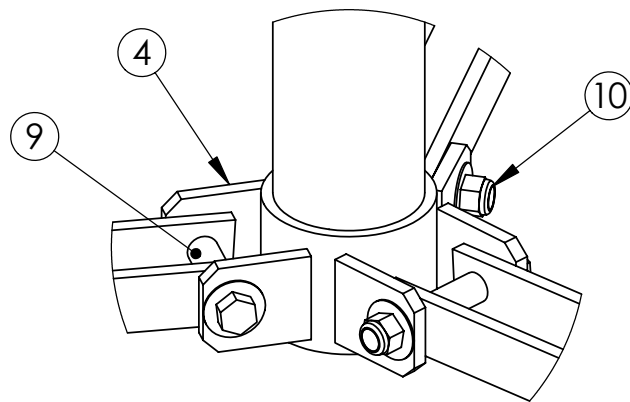


ITEM	PART NO.	DESCRIPTION	QTY.	WEIGHT
1	MT423.02	BASE PIPE 21.63" LG.	1	2.14 LBS
2	MT423.01	EXTENSION PIPE 43.25" LG.	2	4.38 LBS
3	MT423.04	ALUMINUM PIPE COUPLER	2	0.43 LBS
4	MT423.05	LEG BRACKET COUPLER	1	0.78 LBS
5	MT423.08	ALUMINUM TRIPOD FOOT	3	3.54 LBS
6	MT423.03	ALUMINUM BRACKET	3	0.14 LBS
7	MT423.06	TRIPOD LEG	3	2.57 LBS
8	MT423.07	LEG BRACE	6	0.54 LBS
9	MT423.09	1.25 X .50 DIA. SS TUBING	3	0.02 LBS
10	SB-0330	3/8 " X 3" SS BOLT	3	0.11 LBS
11	SB-0324	3/8 " X 2-1/2" SS BOLT	9	0.10 LBS
12	SW-F03	3/8" SS FLAT WASHER	24	0.01 LBS
13	SN-YL03	3/8" SS NYLOCK HEX NUT	12	0.02 LBS

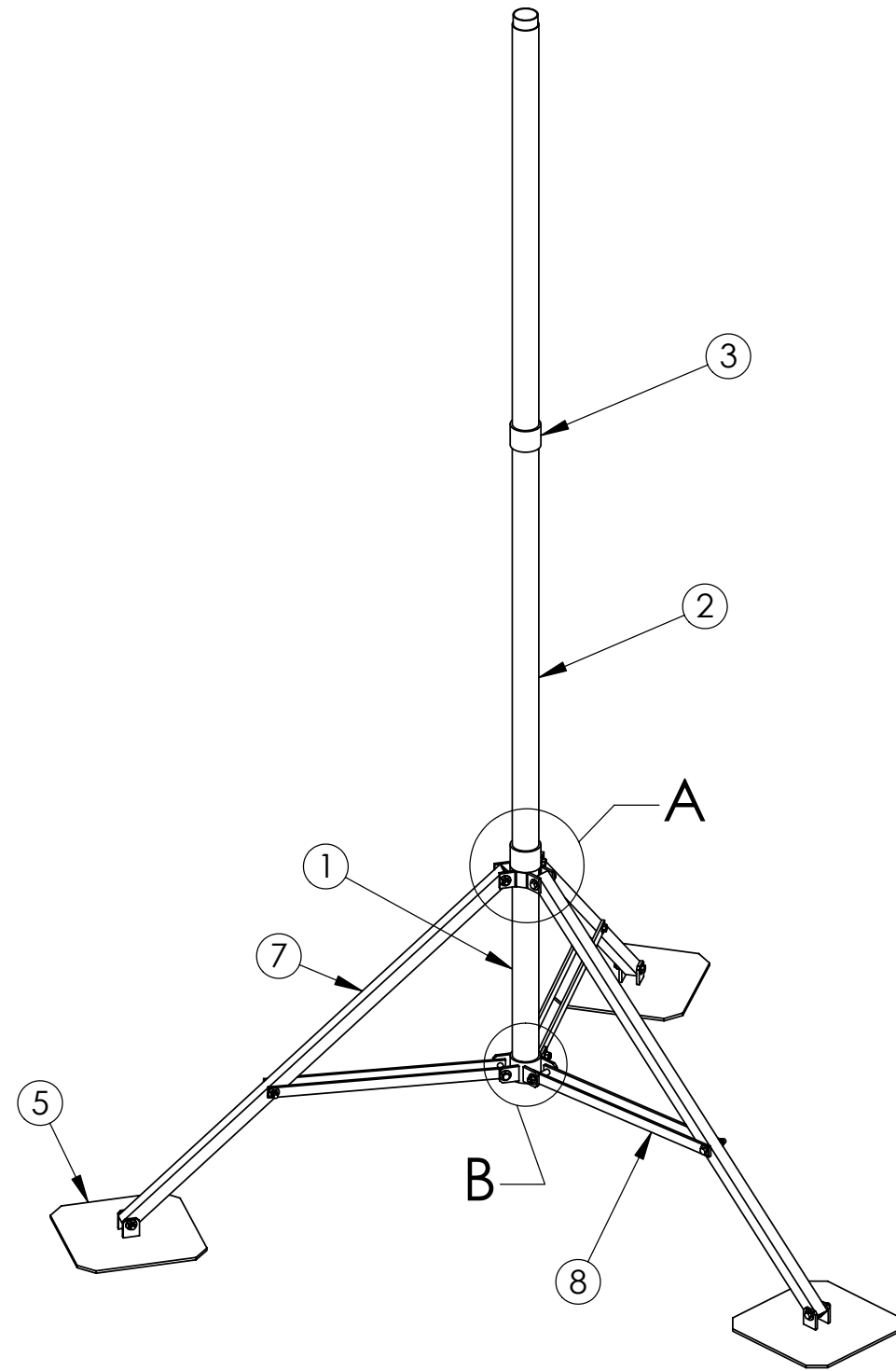
REVISIONS				
REV.	ZONE	DESCRIPTION	BY	DATE
F		REDRAWN IN S.W., REMOVED PIN	AW	05/05/05
G		UPDATED IMAGES	AW	09/25/06



DETAIL A



DETAIL B



<p>These drawings and specifications are the proprietary property of ANDREW CORPORATION and may be used only for the specific purpose authorized in writing by Andrew Corporation.</p> <p>ALL DIMENSIONS ARE IN INCHES U.O.S. TOLERANCES UNLESS OTHERWISE SPECIFIED:</p> <p>.X = ± .06 ANGLES ± 2° .XX = ± .03 FRACTIONS ± 1/32 .XXX = ± .010</p> <p>REMOVE BURRS AND BREAK EDGES .005</p> <p>DO NOT SCALE THIS PRINT</p>	<p>DRAWN BY: AW</p>	<p>SHEET: 1 of 1</p>	<p>PART NUMBER: MT-423</p>
	<p>CHECKED BY: TP</p>	<p>SCALE: NTS</p>	<p>DESCRIPTION: ALUMINUM TRIPOD MOUNT</p>
	<p>DATE: 05/05/05</p>	<p>MATERIAL: A36</p>	<p>DRAWING TYPE: ASSEMBLY DRAWING</p>
	<p>REVISION: G</p>	<p>FINISH: NONE</p>	<p>WEIGHT: 36.15 LBS</p>