
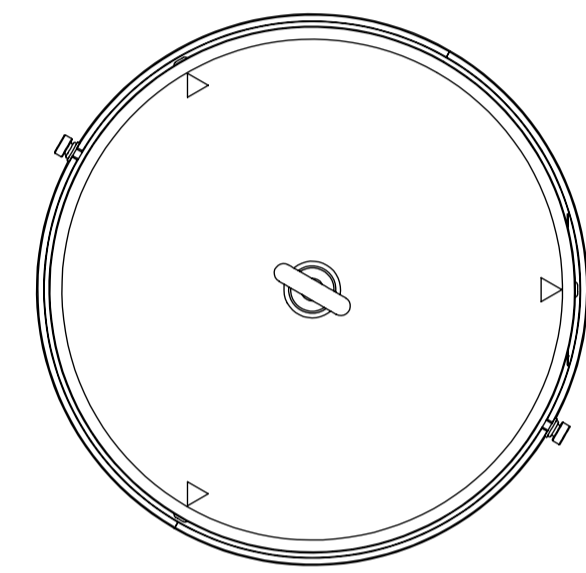
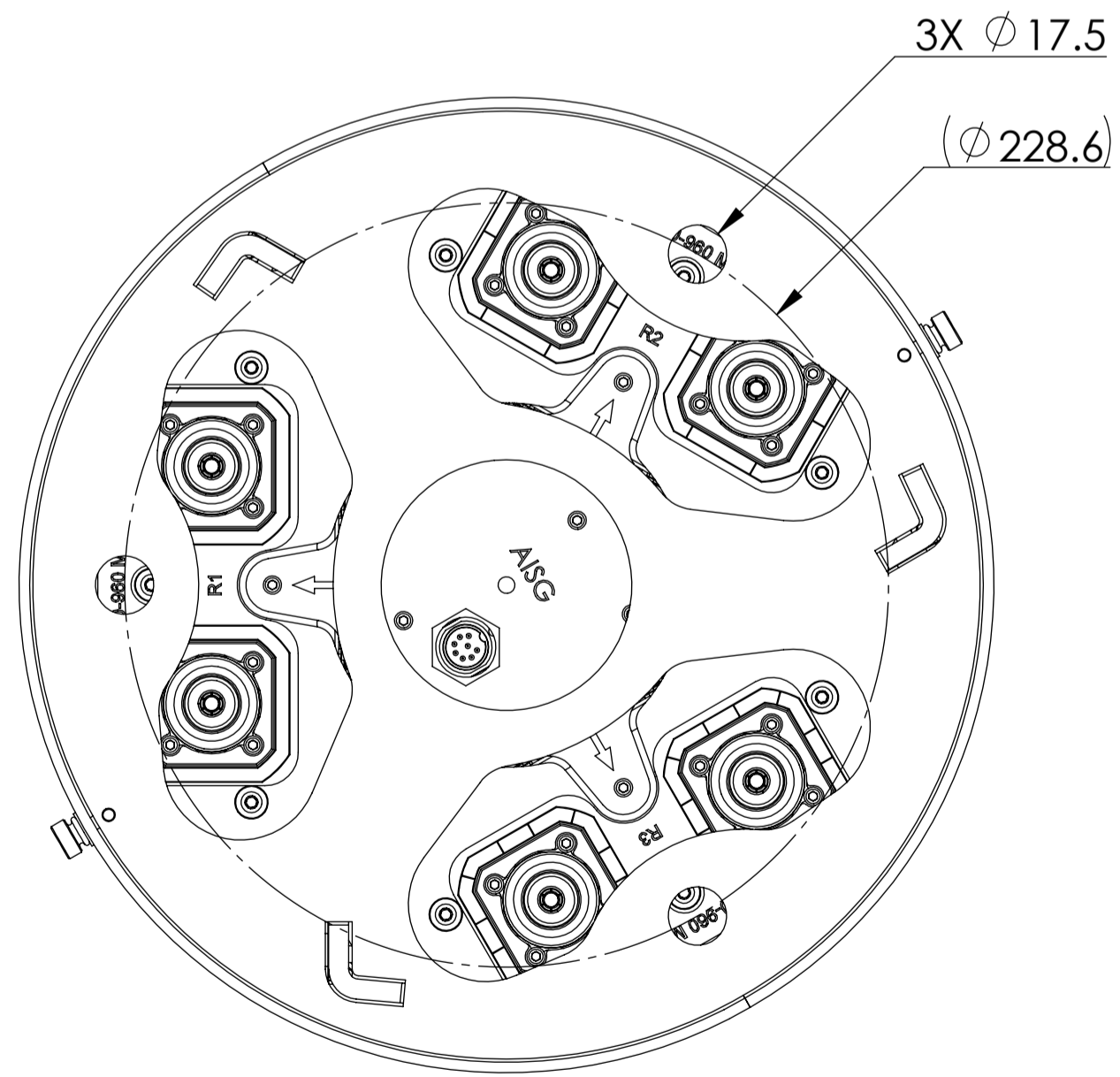


NOTES:

REVISIONS			
REV	DESCRIPTION	DATE	APPROVED
A	ECR 800001875: RELEASE TO PRODUCTION PER EAO 601288.	11/12/14 ZYL	DYANG/X.MEI



3X-C70B-3XR



DETAIL A-A

THIRD ANGLE PROJECTION

MATERIAL	DENSITY:	UNLESS OTHERWISE SPECIFIED DIMENSIONS ARE IN MILLIMETERS INTERPRET PER ISO STANDARDS HANDBOOK TECHNICAL DRAWINGS, VOLUMES 1 & 2, THIRD EDITION (2002)	WESTCHESTER, IL. 60154 U.S.A.						
	MASS:								
FINISH	TOLERANCES		THIRD ANGLE PROJECTION						
	0 PLACE	X ±							
	1 PLACE	.X ±							
	2 PLACE	.XX ±							
ANGLES	±	DRAWN BY: ZYL	11/13/14	SIZE: A1	CAGE CODE: 84147	DOCUMENT NO.: 3X-C70B-3XR-L			
ALL SURFACES	✓	ECN		MODEL		DRAWING			
NOTICE: These drawings and specifications are the proprietary property of ANDREW CORPORATION and may be used only for the specific purpose authorized in writing by Andrew.		AUTH. GROUP	VERSION	STATUS	REVISION	VERSION	STATUS	REVISION	SHEET 1 OF 1