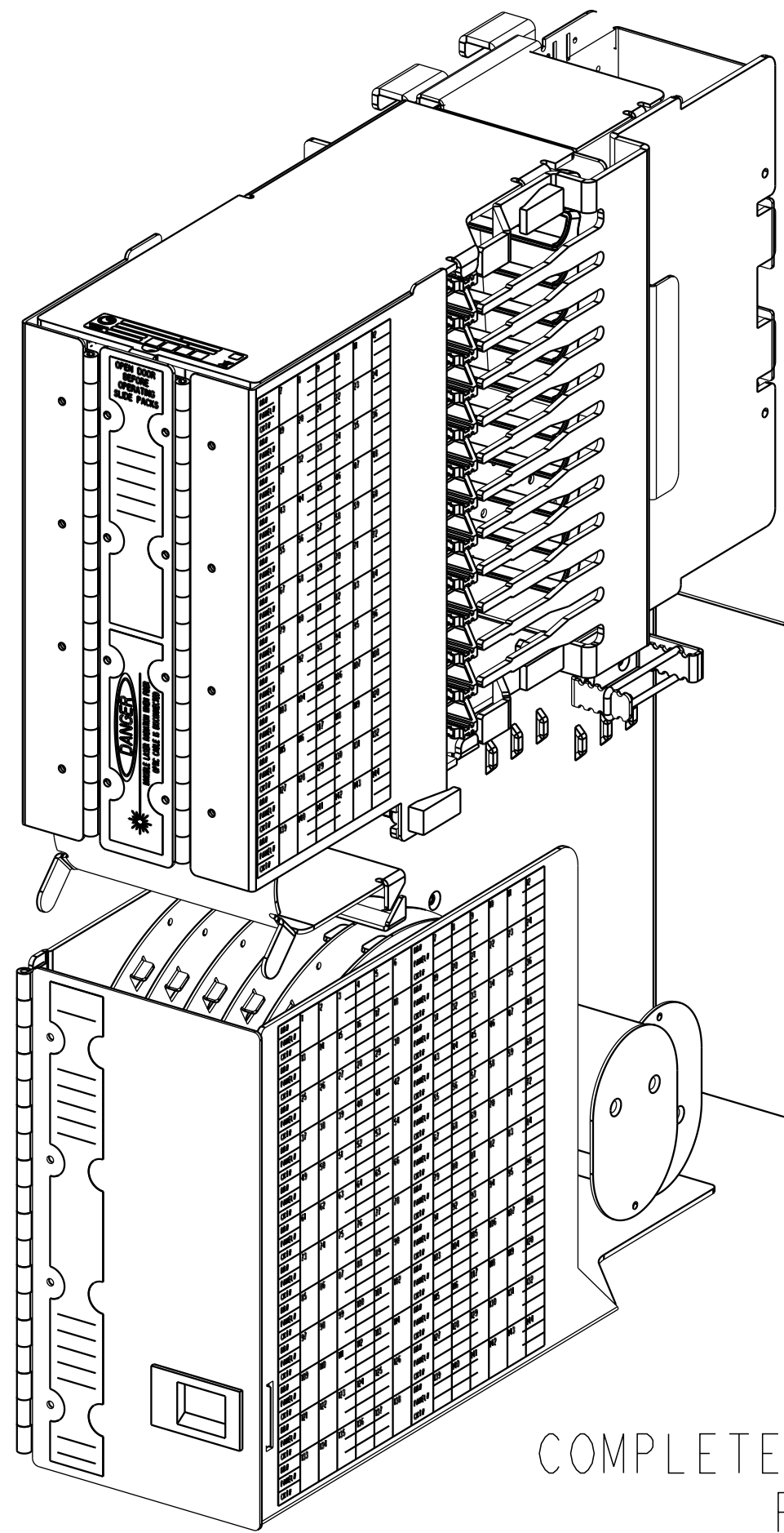


| REV | MCO | DWN | DATE |
|-----|------------|------|-----------|
| A | 20322315 | AVM | 13-MAR-12 |
| B | 8000018631 | OAVL | 29-DEC-16 |



| PARTS LIST | | |
|------------|-------------------------|-----|
| ITEM | DESCRIPTION | QTY |
| 001 | CABLE CLAMP MTG BRACKET | 1 |
| 002 | CABLE GROMMET | 1 |
| 003 | CABLE CLAMP YOKE | 2 |
| 004 | CABLE CLAMP COVER | 1 |
| 005 | #10-32, 1.750 SCREW | 2 |
| 006 | SPLIT BOLT | 1 |
| 007 | #12-24 SCREW | 4 |
| 008 | #12-24 WASHER | 4 |
| 009 | SPLICE TRAY MANUAL | 1 |

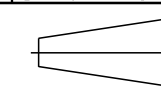
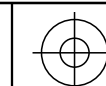
COMPLETED ASSEMBLY
REF

NOTES:

- 1 CABLE BREAKOUT:
BUFFER TUBE LENGTH: SEE USER MANUAL
250 um FIBER LENGTH: SEE USER MANUAL
- 2 POSITION FCB SUCH THAT THE MOUNTING BRACKET LOCATED ON THE FRAME SLIDES BETWEEN THE FLANGES ON THE FTB. FASTEN FTB TO FRAME USING (4) #12 SCREWS AND (4) STAR WASHERS. (SEE DETAIL A)
- 3 REMOVE VCG FROM RACK, PLACE VCG AND SCREWS NEARBY AS THEY WILL BE REASSEMBLED TO RACK.
4. ASSEMBLE CABLE CLAMP MOUNTING BRACKET AND VCG TO RACK AS SHOWN. (SEE DETAIL B)
- 5 SECURE CABLE TO BRACKET WITH O-RING AS NECESSARY.

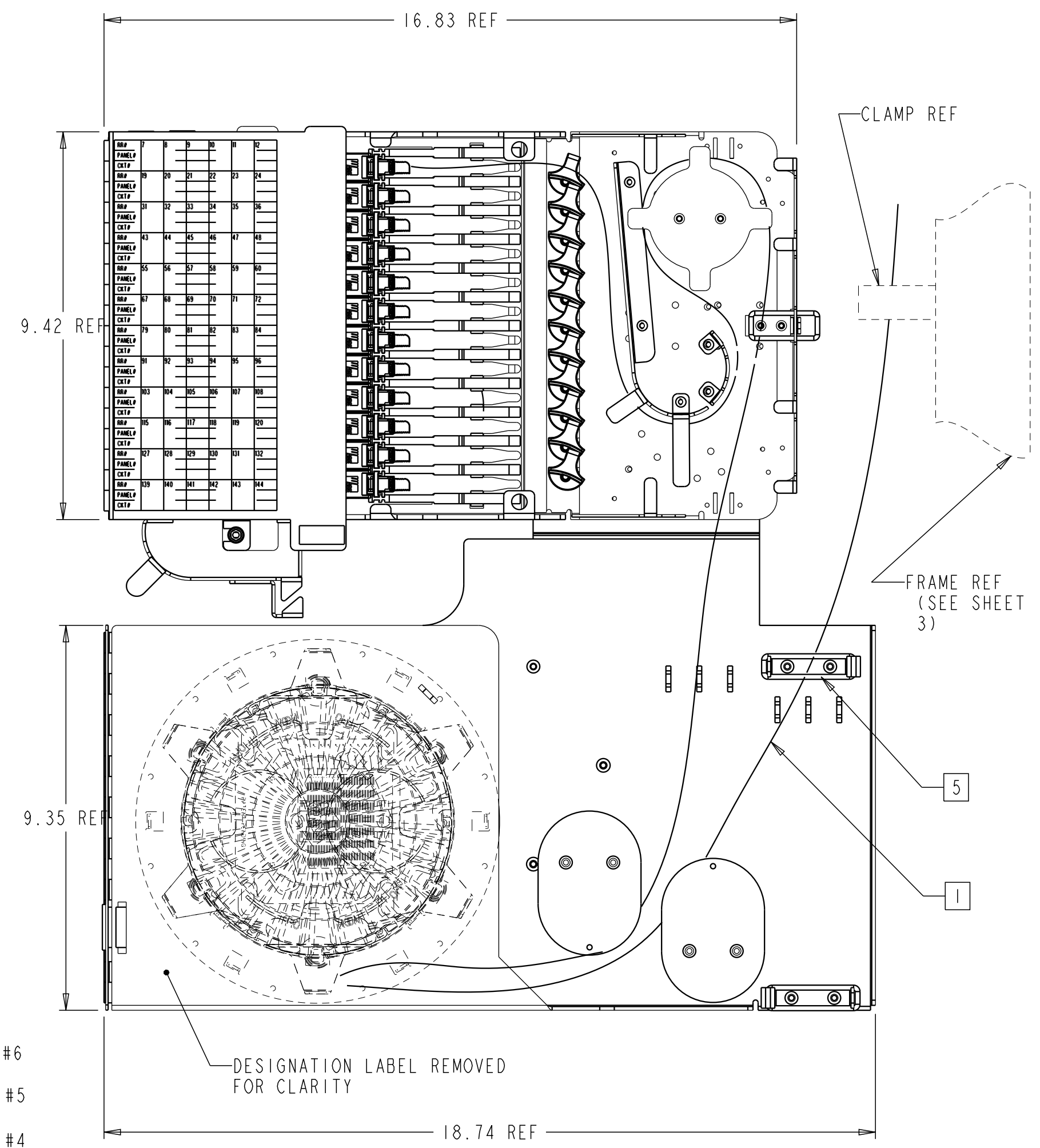
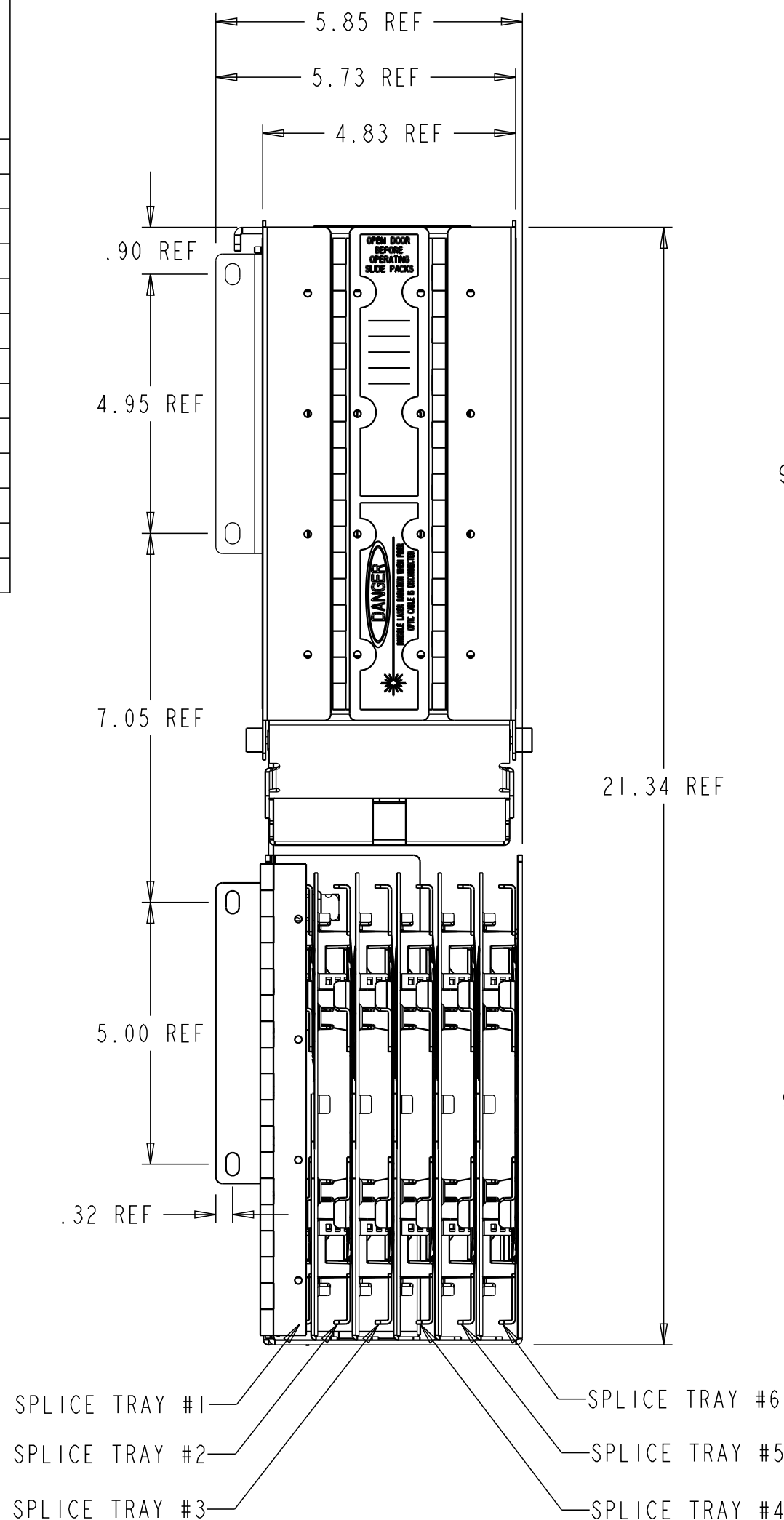
COMMSCOPE, INC.

| | | | |
|---|---|---|----------|
| © 2016 COMMSCOPE, INC. CONFIDENTIAL NOTICE: THESE DRAWINGS AND SPECIFICATIONS ARE THE PROPRIETARY PROPERTY OF COMMSCOPE, INC. AND MAY BE USED ONLY FOR THE SPECIFIC PURPOSE AUTHORIZED IN WRITING BY COMMSCOPE, INC. | | TITLE NGF COMBO, INST DWG | |
| ALL DIMS AND TOLERANCES ARE INCHES UNLESS OTHERWISE SPECIFIED | .XX:±N/A .XXX:±N/A ANGULAR:±N/A | C SIZE DRAWING NUMBER 300001749779 | B REV |
| DO NOT SCALE DRAWING | ENGR: JUAN CARLOS ANAYA DWN: ASIEL VAZQUEZ | SHT. 1 OF 3 | |



DIMENSIONS IN INCHES
THIRD ANGLE PROJECTION

| CONNECTION TABLE A | | | | | | | | | | | | | FIBER COLOR |
|---------------------|----|----|----|----|----|----|----|-----|-----|-----|-----|--------|-------------|
| SPLICE TRAY NUMBER | | | | | | | | | | | | | |
| 1 | 2 | 3 | 4 | 5 | 6 | 1 | 2 | 3 | 4 | 5 | 6 | | |
| FIBER BUNDLE NUMBER | | | | | | | | | | | | | |
| 1 | 2 | 3 | 4 | 5 | 6 | 7 | 8 | 9 | 10 | 11 | 12 | | |
| T/B POSITION | | | | | | | | | | | | | |
| 1 | 13 | 25 | 37 | 49 | 61 | 73 | 85 | 97 | 109 | 121 | 133 | BLUE | |
| 2 | 14 | 26 | 38 | 50 | 62 | 74 | 86 | 98 | 110 | 122 | 134 | ORANGE | |
| 3 | 15 | 27 | 39 | 51 | 63 | 75 | 87 | 99 | 111 | 123 | 135 | GREEN | |
| 4 | 16 | 28 | 40 | 52 | 64 | 76 | 88 | 100 | 112 | 124 | 136 | BROWN | |
| 5 | 17 | 29 | 41 | 53 | 65 | 77 | 89 | 101 | 113 | 125 | 137 | SLATE | |
| 6 | 18 | 30 | 42 | 54 | 66 | 78 | 90 | 102 | 114 | 126 | 138 | WHITE | |
| 7 | 19 | 31 | 43 | 55 | 67 | 79 | 91 | 103 | 115 | 127 | 139 | RED | |
| 8 | 20 | 32 | 44 | 56 | 68 | 80 | 92 | 104 | 116 | 128 | 140 | BLACK | |
| 9 | 21 | 33 | 45 | 57 | 69 | 81 | 93 | 105 | 117 | 129 | 141 | YELLOW | |
| 10 | 22 | 34 | 46 | 58 | 70 | 82 | 94 | 106 | 118 | 130 | 142 | VIOLET | |
| 11 | 23 | 35 | 47 | 59 | 71 | 83 | 95 | 107 | 119 | 131 | 143 | ROSE | |
| 12 | 24 | 36 | 48 | 60 | 72 | 84 | 96 | 108 | 120 | 132 | 144 | AQUA | |



COMMSCOPE, INC.

| | | | |
|---|---|---------------------------------|--------------------------------|
| © 2016 COMMSCOPE, INC. CONFIDENTIAL NOTICE: THESE DRAWINGS AND SPECIFICATIONS ARE THE PROPRIETARY PROPERTY OF COMMSCOPE, INC. AND MAY BE USED ONLY FOR THE SPECIFIC PURPOSE AUTHORIZED IN WRITING BY COMMSCOPE, INC. | | TITLE NGF COMBO, INST DWG | |
| ALL DIMS AND TOLERANCES ARE INCHES UNLESS OTHERWISE SPECIFIED | .XX:±N/A .XXX:±N/A ANGULAR:±N/A | C SIZE | DRAWING NUMBER 300001749779 |
| DO NOT SCALE DRAWING | ENGR: JUAN CARLOS ANAYA DWN: ASIEL VAZQUEZ | B REV | |
| | | SHT. 2 OF 3 | |

DIMENSIONS IN INCHES
THIRD ANGLE PROJECTION

A

B

C

D

FRAME MOUNTING BRACKET

FCB MOUNTING FLANGES

2

BACK REF

CABLE CLAMP
MOUNTING BRACKET

CABLE CLAMP
ASSEMBLY

VCG REF

WASHER REF

SCREW REF

DETAIL B
CABLE CLAMP
INSTALLATION

DETAIL A
FCB INSTALLATION

COMMSCOPE, INC.

© 2016 COMMSCOPE, INC. CONFIDENTIAL
NOTICE: THESE DRAWINGS AND SPECIFICATIONS
ARE THE PROPRIETARY PROPERTY OF
COMMSCOPE, INC. AND MAY BE USED ONLY FOR THE
SPECIFIC PURPOSE AUTHORIZED IN WRITING BY
COMMSCOPE, INC.

TITLE
NGF COMBO,
INST DWG

ALL DIMS AND TOLERANCES .XX:±N/A
ARE INCHES UNLESS .XXX:±N/A
OTHERWISE SPECIFIED ANGULAR:±N/A

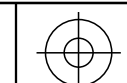
DRAWING NUMBER
300001749779

B
REV

DO NOT SCALE DRAWING

ENGR: JUAN CARLOS ANAYA
DWN: ASIEL VAZQUEZ

SHT. 3 OF 3



DIMENSIONS IN INCHES
THIRD ANGLE PROJECTION