


NNV4SSP-65S-F4



18-port, 4x 698-896MHz, 8x 1695-2690MHz, 4x CBRS, 2x LAA, 65°, 2 ft, 4deg fixed tilt for 698-896MHz and 1695-2690MHz, 0deg fixed tilt for 3300-4200MHz and 5150-5925MHz

OBSOLETE

This product was discontinued on: November 30, 2023

Replaced By:

NNV4S6-65S-F4 24-port, 4x 698-896MHz, 8x 1695-2690MHz, 12x 3300-4200MHz, 65°, 2 ft, 4deg fixed tilt for 698-896MHz and 1695-2690MHz, 0deg fixed tilt for 3300-4200MHz

General Specifications

Antenna Type	Small Cell
Band	Multiband
Color	Light Gray (RAL 7035)
Grounding Type	RF connector inner conductor and body grounded to reflector and mounting bracket
Performance Note	Outdoor usage
Radome Material	Fiberglass, UV resistant
Reflector Material	Aluminum
RF Connector Interface	4.3-10 Female
RF Connector Location	Bottom
RF Connector Quantity, high band	6
RF Connector Quantity, mid band	8
RF Connector Quantity, low band	4
RF Connector Quantity, total	18

Dimensions

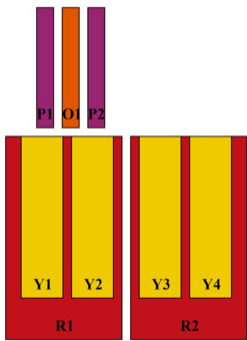
Width	498 mm 19.606 in
Depth	197 mm 7.756 in
Length	610 mm 24.016 in
Net Weight, without mounting kit	13.5 kg 29.762 lb

NNV4SSP-65S-F4

5 GHz Port Power Table

5 GHz Band - FCC Power Requirements				
U-NII Band	U-NII 1	U-NII 2A	U-NII 2C	U-NII 3
Frequency (MHz)	5150 - 5250	5250 - 5350	5470 - 5725	5725 - 5850
Max Input power to align with FCC Title 47 Part 15 (Watts)	0.5	0.125	0.125	0.5

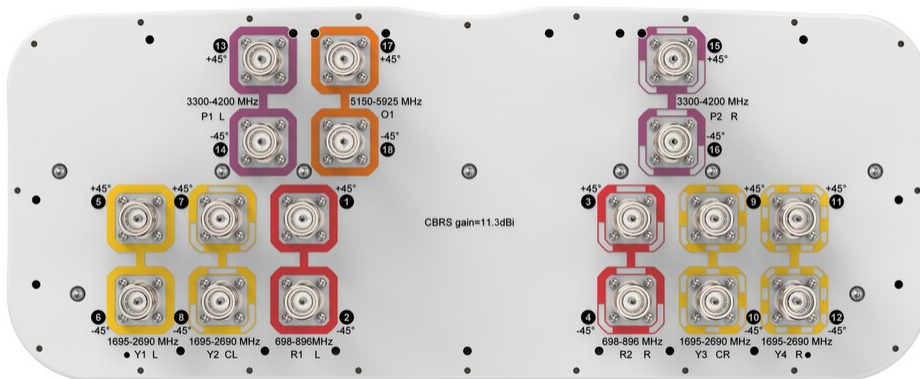
Array Layout



Array ID	Frequency (MHz)	RF Connector	RET (N/A)	AISG No.	AISG RET UID
R1	698-896	1 - 2	N/A	NA	N/A
R2	698-896	3 - 4			
Y1	1695-2690	5 - 6			
Y2	1695-2690	7 - 8			
Y3	1695-2690	9 - 10			
Y4	1695-2690	11 - 12			
P1	3300-4200	13 - 14			
P2	3300-4200	15 - 16			
O1	5150-5925	17 - 18			

(Sizes of colored boxes are not true depictions of array sizes)

Port Configuration



Electrical Specifications

Impedance

50 ohm

Operating Frequency Band

1695 – 2690 MHz | 3300 – 4200 MHz | 5150 – 5925 MHz | 698 – 896 MHz

NNV4SSP-65S-F4

Polarization	±45°
Total Input Power, maximum	1,000 W @ 50 °C

Electrical Specifications

Frequency Band, MHz	698–806	824–896	1695–1920	1920–2180	2300–2690	3300–3550	3550–3700	3700–4200
Gain, dBi	10.1	10.2	13.3	13.8	14	10.7	10.9	10.6
Beamwidth, Horizontal, degrees	80	74	70	63	60	66	62	73
Beamwidth, Vertical, degrees	41	38	19	17	14	32	33	34
Beam Tilt, degrees	4	4	4	4	4	0	0	0
Front-to-Back Ratio at 180°, dB	25	26	25	30	29	24	24	22
Isolation, Cross Polarization, dB	25	25	25	25	25	25	25	25
VSWR Return loss, dB	1.5 14.0	1.5 14.0	1.5 14.0	1.5 14.0	1.5 14.0	1.5 14.0	1.5 14.0	1.5 14.0
PIM, 3rd Order, 2 x 20 W, dBc	-153	-153	-153	-153	-153	-145	-145	-145
Input Power per Port at 50°C, maximum, watts	80	80	80	80	80	50	50	50

Electrical Specifications

Frequency Band, MHz	5150–5250	5250–5925
Gain, dBi	2.4	3.3
Beamwidth, Horizontal, degrees	53	39
Beamwidth, Vertical, degrees	22	22
Beam Tilt, degrees	0	0
Front-to-Back Ratio at 180°, dB	28	27
Isolation, Cross Polarization, dB	25	25
VSWR Return loss, dB	1.5 14.0	1.5 14.0
Input Power per Port at 50°C, maximum, watts	5	5

Mechanical Specifications

Wind Loading @ Velocity, frontal	219.0 N @ 150 km/h (49.2 lbf @ 150 km/h)
Wind Loading @ Velocity, lateral	64.0 N @ 150 km/h (14.4 lbf @ 150 km/h)
Wind Loading @ Velocity, maximum	285.0 N @ 150 km/h (64.1 lbf @ 150 km/h)

NNV4SSP-65S-F4

Wind Loading @ Velocity, rear	180.0 N @ 150 km/h (40.5 lbf @ 150 km/h)
Wind Speed, maximum	241 km/h (150 mph)

Packaging and Weights

Width, packed	608 mm 23.937 in
Depth, packed	352 mm 13.858 in
Length, packed	782 mm 30.787 in
Weight, gross	23.5 kg 51.809 lb

Regulatory Compliance/Certifications

Agency	Classification
CHINA-ROHS	Below maximum concentration value
ISO 9001:2015	Designed, manufactured and/or distributed under this quality management system
REACH-SVHC	Compliant as per SVHC revision on www.andrew.com/ProductCompliance
ROHS	Compliant
UK-ROHS	Compliant



Included Products

BSAMNT-3	–	Wide Profile Antenna Downtilt Mounting Kit for 2.4 - 4.5 in (60 - 115 mm) OD round members. Kit contains one scissor top bracket set and one bottom bracket set.
----------	---	--

* Footnotes

Performance Note	Severe environmental conditions may degrade optimum performance
-------------------------	---