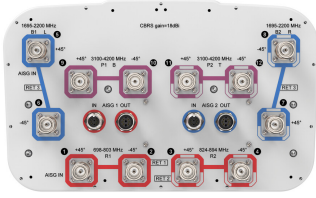


JAHHSS-65C-R3BT4



12-port sector antenna, 2x 698-803, 2x 824-894, 4x 1695-2200 and 4x 3550-3700 MHz, 65° HPBW, 3x RETs and 2x SBTs.

- Perfect antenna to add 3.5GHz CBRS to macro sites
- 18dBi max CBRS gain to align with FCC max EIRP limitations
- Low band and mid band performance mirrors the performance of existing JAHH octo port antennas
- Internal SBT on low and high band allow remote RET control from the radio over the RF jumper cable
- Separate RS-485 RET input/output for low and high band
- Interleaved dipole technology providing for attractive, low wind load mechanical package
- Two LB RET and one HB RET. Both high bands are controlled by one RET to ensure same tilt level for 4x MIMO

General Specifications

Antenna Type	Sector with internal RET and bias tee
Band	Multiband
Color	Light Gray (RAL 7035)
Grounding Type	RF connector inner conductor and body grounded to reflector and mounting bracket
Performance Note	Outdoor usage
Radome Material	Fiberglass, UV resistant
Radiator Material	Low loss circuit board
Reflector Material	Aluminum
RF Connector Interface	4.3-10 Female
RF Connector Location	Bottom
RF Connector Quantity, high band	4
RF Connector Quantity, mid band	4
RF Connector Quantity, low band	4
RF Connector Quantity, total	12

Remote Electrical Tilt (RET) Information

RET Hardware	CommRET v2
RET Interface	8-pin DIN Female 8-pin DIN Male
RET Interface, quantity	2 female 2 male

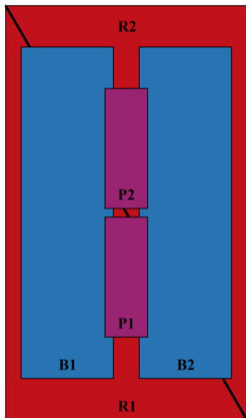
JAHHSS-65C-R3BT4

Input Voltage	10–30 Vdc
Internal Bias Tee	Port 1 Port 5
Internal RET	Low band (2) Mid band (1)
Power Consumption, active state, maximum	10 W
Power Consumption, idle state, maximum	2 W
Protocol	3GPP/AISG 2.0

Dimensions

Width	350 mm 13.78 in
Depth	208 mm 8.189 in
Length	2438 mm 95.984 in
Net Weight, without mounting kit	40.75 kg 89.838 lb

Array Layout

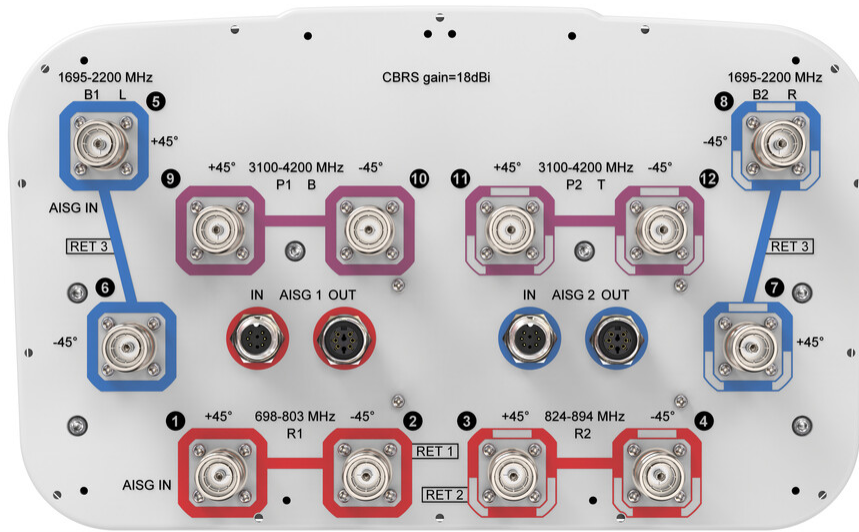


Array ID	Frequency (MHz)	RF Connector	RET (SRET)	AISG RET UID
R1	698-803	1 - 2	1	CPxxxxxxxxxxxxR1
R2	824-894	3 - 4	2	CPxxxxxxxxxxxxR2
B1	1695-2200	5 - 6	3	CPxxxxxxxxxxxxB1
B2	1695-2200	7 - 8		
P1	3100-4200	9 - 10	N/A	N/A
P2	3100-4200	11 - 12		

(Sizes of colored boxes are not true depictions of array sizes)

Port Configuration

JAHHSS-65C-R3BT4



Electrical Specifications

Impedance	50 ohm
Operating Frequency Band	1695 – 2200 MHz 3100 – 4200 MHz 698 – 803 MHz 824 – 894 MHz
Polarization	±45°
Total Input Power, maximum	1,100 W @ 50 °C

Electrical Specifications

Frequency Band, MHz	698–803	824–894	1695–1880	1850–1990	1920–2200	3100–3550	3550–3700	3700–4200
Gain, dBi	16.2	16.6	18.1	18.5	18.8	17.7	17.9	17.2
Beamwidth, Horizontal, degrees	63	61	61	57	59	58	53	67
Beamwidth, Vertical, degrees	8.8	7.9	5.4	5.1	4.8	5.6	5.3	5
Beam Tilt, degrees	0–11	0–11	0–10	0–10	0–10	4	4	4
USLS (First Lobe), dB	19	19	18	19	21	15	16	18
Front-to-Back Ratio at 180°, dB	31	35	34	36	36	32	32	28
Isolation, Cross Polarization, dB	25	25	25	25	25	25	25	25
Isolation, Inter-band, dB	30	30	25	25	25	28	28	28
VSWR Return loss, dB	1.5 14.0	1.5 14.0	1.5 14.0	1.5 14.0	1.5 14.0	1.5 14.0	1.5 14.0	1.5 14.0
PIM, 3rd Order, 2 x 20 W, dBc	-153	-153	-153	-153	-153	-145	-145	-145

JAHHSS-65C-R3BT4

Input Power per Port at 50°C, maximum, watts	200	200	250	250	250	100	100	100
---	-----	-----	-----	-----	-----	-----	-----	-----

Electrical Specifications, BASTA

Frequency Band, MHz	698–803	824–894	1695–1880	1850–1990	1920–2200	3100–3550	3550–3700	3700–4200
Gain by all Beam Tilts, average, dBi	15.9	16.2	17.7	18.2	18.3	17.2	17.6	16.4
Gain by all Beam Tilts Tolerance, dB	±0.3	±0.3	±0.7	±0.5	±0.6	±0.7	±0.3	±1
Gain by Beam Tilt, average, dBi	0° 15.8 5° 15.9 11° 15.7	0° 16.0 5° 16.2 11° 15.9	0° 17.3 5° 17.8 10° 17.7	0° 17.7 5° 18.3 10° 18.3	0° 17.5 5° 18.3 10° 18.3			
Beamwidth, Horizontal Tolerance, degrees	±1	±1.1	±5.9	±1.5	±6.3	±6.8	±5.1	±12.4
Beamwidth, Vertical Tolerance, degrees	±0.6	±0.4	±0.3	±0.2	±0.3	±0.5	±0.2	±0.3
USLS, beampeak to 20° above beampeak, dB	17	17	15	15	15	15	15	14
Front-to-Back Total Power at 180° ± 30°, dB	28	28	26	26	27	27	26	21
CPR at Boresight, dB	25	26	15	20	21	17	15	17
CPR at Sector, dB	14	9	6	5	5	8	8	6

Mechanical Specifications

Wind Loading @ Velocity, frontal	425.0 N @ 150 km/h (95.5 lbf @ 150 km/h)
Wind Loading @ Velocity, lateral	361.0 N @ 150 km/h (81.2 lbf @ 150 km/h)
Wind Loading @ Velocity, maximum	900.0 N @ 150 km/h (202.3 lbf @ 150 km/h)
Wind Loading @ Velocity, rear	451.0 N @ 150 km/h (101.4 lbf @ 150 km/h)
Wind Speed, maximum	241 km/h (150 mph)

Packaging and Weights

Width, packed	456 mm 17.953 in
Depth, packed	357 mm 14.055 in
Length, packed	2585 mm 101.772 in
Weight, gross	55.75 kg 122.908 lb

Regulatory Compliance/Certifications

Agency	Classification
CHINA-ROHS	Below maximum concentration value

JAHHSS-65C-R3BT4

ISO 9001:2015	Designed, manufactured and/or distributed under this quality management system
REACH-SVHC	Compliant as per SVHC revision on www.commscope.com/ProductCompliance
ROHS	Compliant
UK-ROHS	Compliant



Included Products

BSAMNT-3	-	Wide Profile Antenna Downtilt Mounting Kit for 2.4 - 4.5 in (60 - 115 mm) OD round members. Kit contains one scissor top bracket set and one bottom bracket set.
----------	---	--

* Footnotes

Performance Note	Severe environmental conditions may degrade optimum performance
-------------------------	---

BSAMNT-3



Wide Profile Antenna Downtilt Mounting Kit for 2.4 - 4.5 in (60 - 115 mm) OD round members. Kit contains one scissor top bracket set and one bottom bracket set.

Product Classification

Product Type Downtilt mounting kit

General Specifications

Application Outdoor

Color Silver

Dimensions

Compatible Diameter, maximum 115 mm | 4.528 in

Compatible Diameter, minimum 60 mm | 2.362 in

Weight, net 6.2 kg | 13.669 lb

Material Specifications

Material Type Galvanized steel

Packaging and Weights

Included Brackets | Hardware

Packaging quantity 1

Weight, gross 6.4 kg | 14.11 lb

Regulatory Compliance/Certifications

Agency	Classification
CE	Compliant with the relevant CE product directives
CHINA-ROHS	Below maximum concentration value
ISO 9001:2015	Designed, manufactured and/or distributed under this quality management system
REACH-SVHC	Compliant as per SVHC revision on www.commscope.com/ProductCompliance
ROHS	Compliant
UK-ROHS	Compliant

BSAMNT-3

