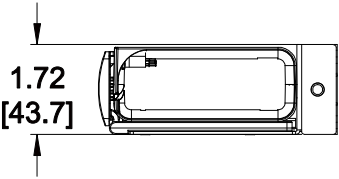

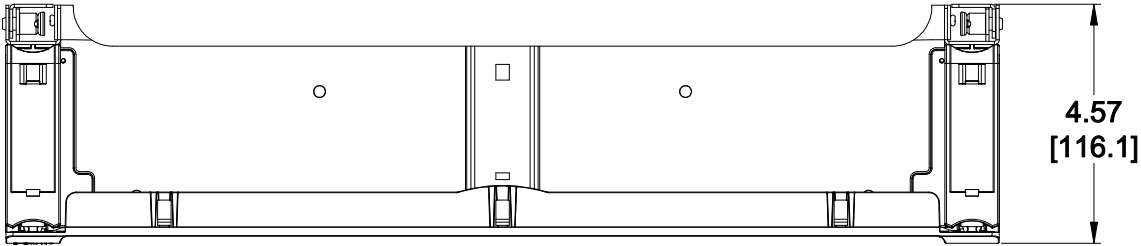


MATERIAL ID	DESCRIPTION
760175893	360 1100 Evolve G2 TROUGH - 1U

NOTES:

1. SEE SYSTIMAX CATALOG FOR PART NUMBER SUFFIXES TO INDICATE COLOR/PKG.
2. SEE SYSTIMAX CATALOG FOR COMPLETE LIST OF PARTS RELATED TO THE USE OF THIS PRODUCT.
3. DIMENSIONS ARE IN INCHES[MM].
4. PART INCLUDES:  
 (1) KIT, SAE FASTENER  
 (1) ASSEMBLY, DOOR - 1U TROUGH  
 (1) ASSEMBLY, 1U TROUGH, EVOLVE  
 (2) BRACKET, MTG - 1U TROUGH, EVOLVE  
 (1) SET OF PARTS, (M6X12 SCREWS - 4PCS)  
 (1) INSTRUCTION SHEET, 1U & 2U EVOLVE TROUGH



360 1100-E-G2-TK-1U	
<b>COMMScope, INC</b> OF NORTH CAROLINA	
SYSTIMAX® SOLUTIONS	
DRAWN BY DJ	
DATE 10/09/2013	DWG NO 760175893

REV	DATE	ECR	DESCRIPTION	APPROVED BY
1	10/09/13		INITIAL ISSUE	WJW