


# E11F23P20



## Twin Quadplexer 850//900//1800//2100 MHz, dc smart bypass

- Twin configuration
- Suitable for feeders cables reduction
- DC/AISG SMART bypass functionality

### OBSOLETE

This product was discontinued on: [June 30, 2022](#)

## Product Classification

**Product Type** Quadplexer

## General Specifications

**Color** Gray

**Modularity** 2-Twin

**Mounting** Pole | Wall

**Mounting Pipe Hardware** Band clamps (2)

**RF Connector Interface** 7-16 DIN Female

**RF Connector Interface Body Style** Medium neck

## Dimensions

**Height** 104 mm | 4.094 in

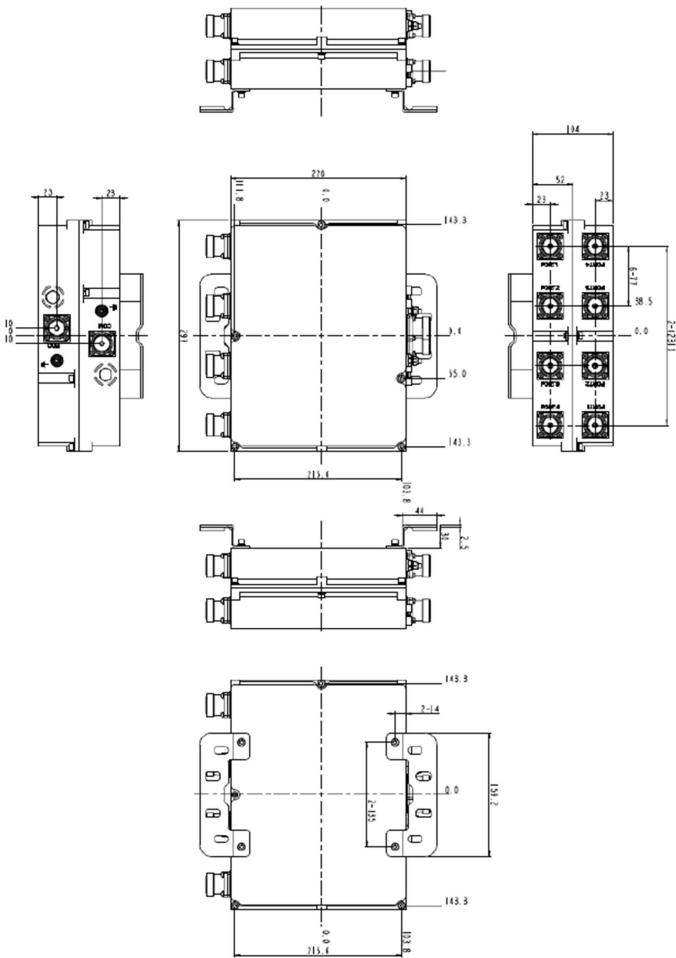
**Width** 297 mm | 11.693 in

**Depth** 226 mm | 8.898 in

**Mounting Pipe Diameter Range** 42.6–122 mm

## Outline Drawing

# E11F23P20



## Electrical Specifications

<b>Impedance</b>	50 ohm
<b>License Band, Band Pass</b>	APT 700   CEL 850   CEL 900   DCS 1800   EDD 800   IMT 2100   IMT 2600   LMR 800   LMR 900   TDD 2300

## Electrical Specifications, dc Power/Alarm

<b>dc/AISG Pass-through Method</b>	Auto sensing
<b>dc/AISG Pass-through Path</b>	Auto sensing circuitry detects dc/AISG signal presence and selects path
<b>dc/AISG Pass-through, combiner</b>	dc Smart Bypass
<b>dc/AISG Pass-through, demultiplexer</b>	dc Smart Bypass
<b>Lightning Surge Current</b>	5 kA
<b>Lightning Surge Current Waveform</b>	8/20 waveform

# E11F23P20

## Electrical Specifications, AISG

<b>AISG Carrier</b>	2176 KHz ± 100 ppm
<b>Insertion Loss, maximum</b>	1 dB
<b>Return Loss, minimum</b>	10 dB

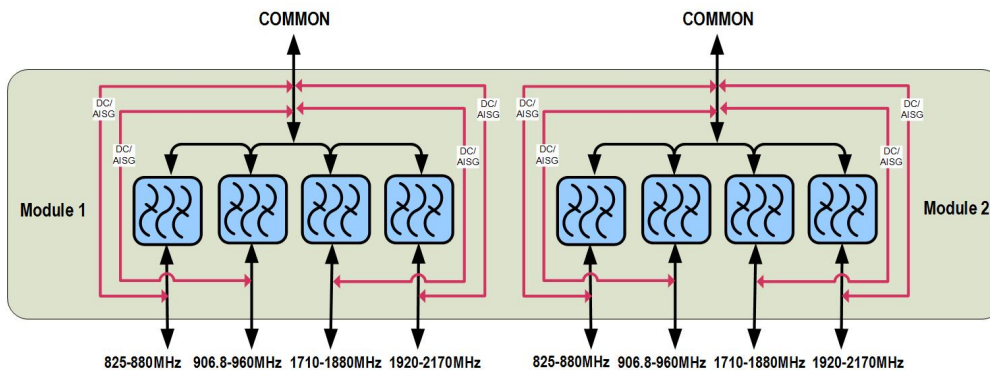
## Electrical Specifications

<b>Sub-module</b>	<b>1   2</b>	<b>1   2</b>	<b>1   2</b>	<b>1   2</b>
<b>Branch</b>	1	2	3	4
<b>Port Designation</b>	PORT 1 825-880	PORT 2 906.8-960	PORT 3 1710-1880	PORT 4 1920-2170
<b>License Band</b>	CEL 850, Band Pass	CEL 900, Band Pass LMR 900, Band Pass		IMT 2100, Band Pass

## Electrical Specifications, Band Pass

<b>Frequency Range, MHz</b>	<b>825–880</b>	<b>906.8–960</b>	<b>1710–1880</b>	<b>1920–2170</b>
<b>Insertion Loss, maximum, dB</b>	0.45	0.45	0.3	0.3
<b>Return Loss, minimum, dB</b>	18	18	18	18
<b>Isolation, minimum, dB</b>	50	50	50	50
<b>Input Power, RMS, maximum, W</b>	250	250	250	250
<b>Input Power, PEP, maximum, W</b>	2500	2500	2500	2500
<b>3rd Order PIM, typical, dBc</b>	-150	-150	-150	-150
<b>3rd Order PIM Test Method</b>	Two +43 dBm carriers	Two +43 dBm carriers	Two +43 dBm carriers	Two +43 dBm carriers

## Block Diagram



## Mechanical Specifications

<b>Wind Speed, maximum</b>	216 km/h (134 mph)
----------------------------	--------------------

# E11F23P20

---

## Environmental Specifications

<b>Operating Temperature</b>	-40 °C to +65 °C (-40 °F to +149 °F)
<b>Relative Humidity</b>	15%–100%
<b>Corrosion Test Method</b>	IEC 60068-2-11, 30 days
<b>Ingress Protection Test Method</b>	IEC 60529:2001, IP67
<b>Vibration Test Method</b>	IEC 60068-2-6

## Packaging and Weights

<b>Included</b>	Mounting hardware
<b>Weight, net</b>	9.4 kg   20.723 lb