


E11F23P15



Twin Quadplexer 850//900//1800//2100 MHz, dc bypass on all ports

- Twin configuration
- Suitable for feeders cables reduction
- dc/AISG pass-through on all frequency ports

OBSOLETE

This product was discontinued on: **June 30, 2022**

Product Classification

Product Type Quadplexer

General Specifications

Color Gray

Modularity 2-Twin

Mounting Pole | Wall

Mounting Pipe Hardware Band clamps (2)

RF Connector Interface 7-16 DIN Female

RF Connector Interface Body Style Medium neck

Dimensions

Height 104 mm | 4.094 in

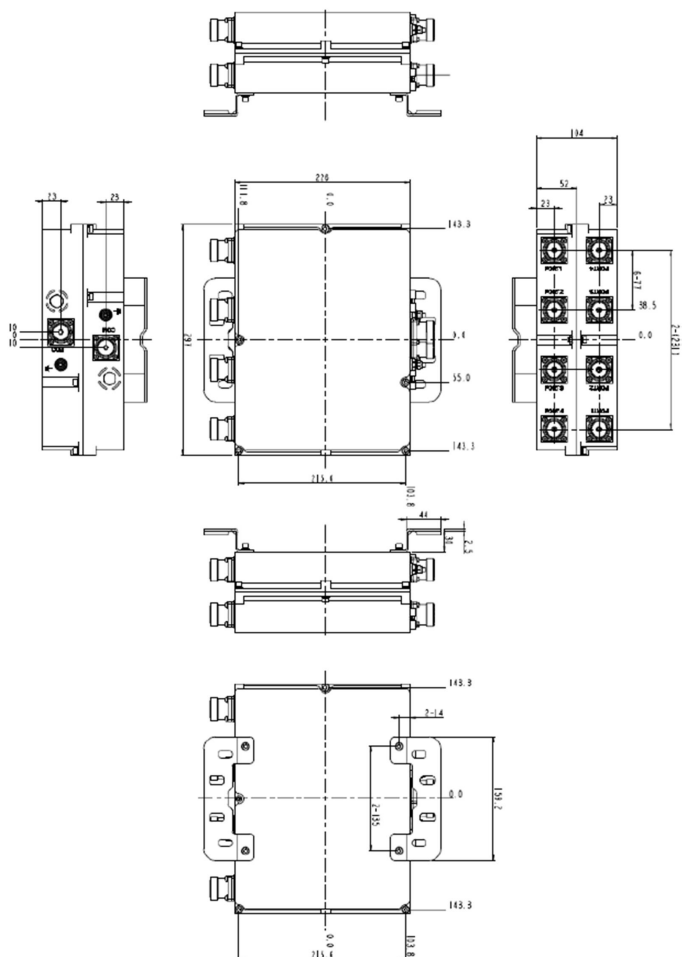
Width 297 mm | 11.693 in

Depth 226 mm | 8.898 in

Mounting Pipe Diameter Range 42.6–122 mm

Outline Drawing

E11F23P15



Electrical Specifications

Impedance	50 ohm
License Band, Band Pass	APT 700 CEL 850 CEL 900 DCS 1800 EDD 800 IMT 2100 IMT 2600 LMR 800 LMR 900 TDD 2300

Electrical Specifications, dc Power/Alarm

dc/AISG Pass-through Method	Factory set
dc/AISG Pass-through Path	Branch 1 Branch 2 Branch 3 Branch 4
dc/AISG Pass-through, combiner	Branch 1 Branch 2 Branch 3 Branch 4
dc/AISG Pass-through, demultiplexer	Branch 1 Branch 2 Branch 3 Branch 4
Lightning Surge Current	5 kA
Lightning Surge Current Waveform	8/20 waveform

E11F23P15

Electrical Specifications, AISG

AISG Carrier	2176 KHz ± 100 ppm
Insertion Loss, maximum	1 dB
Return Loss, minimum	10 dB

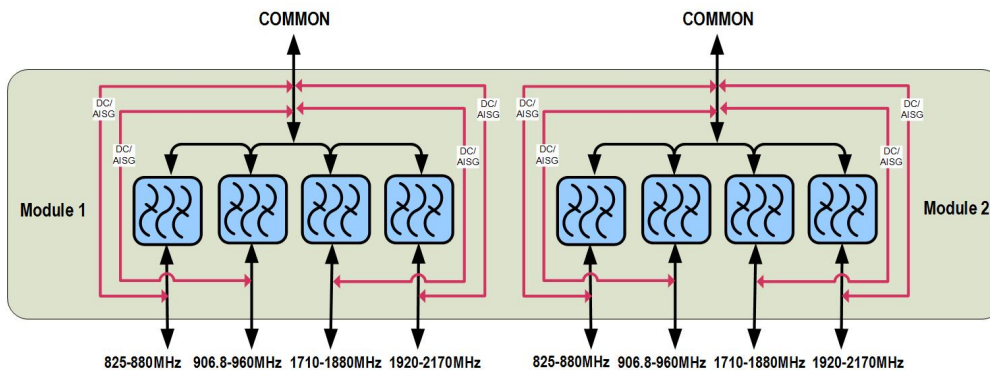
Electrical Specifications

Sub-module	1 2	1 2	1 2	1 2
Branch	1	2	3	4
Port Designation	PORT 1 825-880	PORT 2 906.8-960	PORT 3 1710-1880	PORT 4 1920-2170
License Band	CEL 850, Band Pass	CEL 900, Band Pass LMR 900, Band Pass		IMT 2100, Band Pass

Electrical Specifications, Band Pass

Frequency Range, MHz	825–880	906.8–960	1710–1880	1920–2170
Insertion Loss, maximum, dB	0.45	0.45	0.3	0.3
Return Loss, minimum, dB	18	18	18	18
Isolation, minimum, dB	50	50	50	50
Input Power, RMS, maximum, W	250	250	250	250
Input Power, PEP, maximum, W	2500	2500	2500	2500
3rd Order PIM, typical, dBc	-150	-150	-150	-150
3rd Order PIM Test Method	Two +43 dBm carriers	Two +43 dBm carriers	Two +43 dBm carriers	Two +43 dBm carriers

Block Diagram



Mechanical Specifications

Wind Speed, maximum	216 km/h (134 mph)
----------------------------	--------------------

E11F23P15

Environmental Specifications

Operating Temperature	-40 °C to +65 °C (-40 °F to +149 °F)
Relative Humidity	15%–100%
Corrosion Test Method	IEC 60068-2-11, 30 days
Ingress Protection Test Method	IEC 60529:2001, IP67
Vibration Test Method	IEC 60068-2-6

Packaging and Weights

Included	Mounting hardware
Weight, net	9.4 kg 20.723 lb