

# RV4-65D-R5



10-port sector antenna, 2x 694–960 and 8x 1695–2690 MHz, 65° HPBW, 5x RET with manual override

- All Internal RET actuators are connected in “Cascaded SRET” configuration

## OBSOLETE

This product was discontinued on: **March 27, 2020**

### Replaced By:

RV4-65D-R5-V5

10-port sector antenna, 2x 694–960 and 8x 1695–2690 MHz, 65° HPBW, 5x RET

## General Specifications

<b>Antenna Type</b>	Sector
<b>Band</b>	Multiband
<b>Grounding Type</b>	RF connector inner conductor and body grounded to reflector and mounting bracket
<b>Performance Note</b>	Outdoor usage   Wind loading figures are validated by wind tunnel measurements described in white paper WP-112534-EN
<b>Radome Material</b>	Fiberglass, UV resistant
<b>Radiator Material</b>	Low loss circuit board
<b>Reflector Material</b>	Aluminum
<b>RF Connector Interface</b>	7-16 DIN Female
<b>RF Connector Location</b>	Bottom
<b>RF Connector Quantity, high band</b>	8
<b>RF Connector Quantity, low band</b>	2
<b>RF Connector Quantity, total</b>	10

## Remote Electrical Tilt (RET) Information

<b>RET Interface</b>	8-pin DIN Female   8-pin DIN Male
<b>RET Interface, quantity</b>	2 female   2 male
<b>Input Voltage</b>	10–30 Vdc

# RV4-65D-R5

---

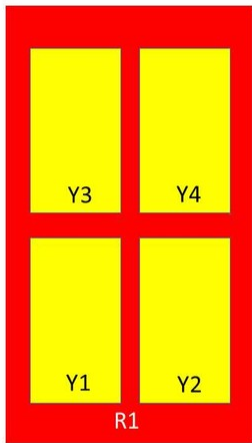
<b>Power Consumption, idle state, maximum</b>	1 W
<b>Power Consumption, normal conditions, maximum</b>	8 W
<b>Protocol</b>	3GPP/AISG 2.0 (Single RET)

## Dimensions

<b>Width</b>	350 mm   13.78 in
<b>Depth</b>	208 mm   8.189 in
<b>Length</b>	2688 mm   105.827 in
<b>Net Weight, without mounting kit</b>	34 kg   74.957 lb

# RV4-65D-R5

## Array Layout



Array	Freq (MHz)	Conns	RET (SRET)	AISG RET UID
R1	694-960	1-2	1	ANxxxxxxxxxxxxxxxxx1
Y1	1695-2690	3-4	2	ANxxxxxxxxxxxxxxxxx2
Y2	1695-2690	5-6	3	ANxxxxxxxxxxxxxxxxx3
Y3	1695-2690	7-8	4	ANxxxxxxxxxxxxxxxxx4
Y4	1695-2690	9-10	5	ANxxxxxxxxxxxxxxxxx5


Left                  Right  
Bottom

(Sizes of colored boxes are not true depictions of array sizes)


## Port Configuration

# RV4-65D-R5

---



# RV4-65D-R5



## Electrical Specifications

<b>Impedance</b>	50 ohm
<b>Operating Frequency Band</b>	1695 – 2690 MHz   694 – 960 MHz
<b>Polarization</b>	±45°
<b>Total Input Power, maximum</b>	800 W @ 50 °C

## Electrical Specifications

Frequency Band, MHz	694–790	790–890	890–960	1695–1920	1920–2200	2300–2500	2500–2690
<b>Gain, dBi</b>	16.7	17.2	17.4	16.8	17.4	18.1	18.1
<b>Beamwidth, Horizontal, degrees</b>	67	65	62	62	63	62	61
<b>Beamwidth, Vertical, degrees</b>	8.2	7.3	6.7	7.5	6.5	5.7	5.3
<b>Beam Tilt, degrees</b>	0–10	0–10	0–10	2–12	2–12	2–12	2–12
<b>USLS (First Lobe), dB</b>	17	21	21	15	16	15	16
<b>Front-to-Back Ratio at 180°, dB</b>	31	36	36	31	34	35	34
<b>Isolation, Cross Polarization, dB</b>	28	28	28	28	28	28	28
<b>Isolation, Inter-band, dB</b>	30	30	30	30	30	30	30
<b>VSWR   Return loss, dB</b>	1.5 14.0	1.5 14.0	1.5 14.0	1.5 14.0	1.5 14.0	1.5 14.0	1.5 14.0

# RV4-65D-R5

<b>PIM, 3rd Order, 2 x 20 W, dBc</b>	-153	-153	-153	-153	-153	-153	-153
<b>Input Power per Port at 50°C, maximum, watts</b>	250	250	250	200	200	200	200

## Electrical Specifications, BASTA

<b>Frequency Band, MHz</b>	<b>694–790</b>	<b>790–890</b>	<b>890–960</b>	<b>1695–1920</b>	<b>1920–2200</b>	<b>2300–2500</b>	<b>2500–2690</b>
<b>Gain by all Beam Tilts, average, dBi</b>	16.4	17	17.3	16.3	17	17.7	17.7
<b>Gain by all Beam Tilts Tolerance, dB</b>	±0.3	±0.3	±0.3	±0.7	±0.6	±0.5	±0.5
<b>Gain by Beam Tilt, average, dBi</b>	0° 16.3 5° 16.5 10° 16.5	0° 16.7 5° 17.0 10° 17.0	0° 17.0 5° 17.4 10° 17.2	2° 16.2 7° 16.4 12° 16.1	2° 16.8 7° 17.1 12° 16.9	2° 17.4 7° 17.8 12° 17.6	2° 17.6 7° 17.9 12° 17.4
<b>Beamwidth, Horizontal Tolerance, degrees</b>	±1	±2.1	±1.6	±3.4	±2.4	±3.5	±3.3
<b>Beamwidth, Vertical Tolerance, degrees</b>	±0.5	±0.4	±0.3	±0.5	±0.5	±0.3	±0.3
<b>USLS, beampeak to 20° above beampeak, dB</b>	15	16	16	12	14	14	13
<b>Front-to-Back Total Power at 180° ± 30°, dB</b>	26	25	25	26	26	27	26
<b>CPR at Boresight, dB</b>	18	19	18	19	20	24	20
<b>CPR at Sector, dB</b>	10	10	11	10	10	7	8

## Mechanical Specifications

<b>Wind Loading @ Velocity, frontal</b>	477.0 N @ 150 km/h (107.2 lbf @ 150 km/h)
<b>Wind Loading @ Velocity, lateral</b>	409.0 N @ 150 km/h (91.9 lbf @ 150 km/h)
<b>Wind Loading @ Velocity, maximum</b>	1,010.0 N @ 150 km/h (227.1 lbf @ 150 km/h)
<b>Wind Loading @ Velocity, rear</b>	506.0 N @ 150 km/h (113.8 lbf @ 150 km/h)
<b>Wind Speed, maximum</b>	241 km/h (150 mph)

## Packaging and Weights

<b>Width, packed</b>	460 mm   18.11 in
<b>Depth, packed</b>	350 mm   13.78 in
<b>Length, packed</b>	2830 mm   111.417 in
<b>Weight, gross</b>	50.5 kg   111.333 lb

## Regulatory Compliance/Certifications

<b>Agency</b>	<b>Classification</b>
---------------	-----------------------

# RV4-65D-R5

---

CHINA-ROHS	Below maximum concentration value
ISO 9001:2015	Designed, manufactured and/or distributed under this quality management system
REACH-SVHC	Compliant as per SVHC revision on <a href="http://www.commscope.com/ProductCompliance">www.commscope.com/ProductCompliance</a>
ROHS	Compliant
UK-ROHS	Compliant



## Included Products

BSAMNT-3	– Wide Profile Antenna Downtilt Mounting Kit for 2.4 - 4.5 in (60 - 115 mm) OD round members. Kit contains one scissor top bracket set and one bottom bracket set.
----------	--

## \* Footnotes

<b>Performance Note</b>	Severe environmental conditions may degrade optimum performance
-------------------------	---

# BSAMNT-3



Wide Profile Antenna Downtilt Mounting Kit for 2.4 - 4.5 in (60 - 115 mm) OD round members. Kit contains one scissor top bracket set and one bottom bracket set.

## Product Classification

**Product Type** Downtilt mounting kit

## General Specifications

**Application** Outdoor

**Color** Silver

## Dimensions

**Compatible Diameter, maximum** 115 mm | 4.528 in

**Compatible Diameter, minimum** 60 mm | 2.362 in

**Weight, net** 6.2 kg | 13.669 lb

## Material Specifications

**Material Type** Galvanized steel

## Packaging and Weights

**Included** Brackets | Hardware

**Packaging quantity** 1

**Weight, gross** 6.4 kg | 14.11 lb

## Regulatory Compliance/Certifications

Agency	Classification
CE	Compliant with the relevant CE product directives
CHINA-ROHS	Below maximum concentration value
ISO 9001:2015	Designed, manufactured and/or distributed under this quality management system
REACH-SVHC	Compliant as per SVHC revision on <a href="http://www.commscope.com/ProductCompliance">www.commscope.com/ProductCompliance</a>
ROHS	Compliant
UK-ROHS	Compliant



# BSAMNT-3

---

