


JAHH-65B-R3B-V3



8-port sector antenna, 2x 698–803, 2x 824–894 and 4x 1695–2360 MHz, 65° HPBW, 3x RET and low bands have diplexers. Internal SBT's on first LB(Port 1) and first HB(Port 5).

- Internal SBT on low and high band allow remote RET control from the radio over the RF jumper cable
- One RET for 700MHz, one RET for 850MHz, and one RET for both high bands to ensure same tilt level for 4x Rx or 4x MIMO
- Internal filter on low band and interleaved dipole technology providing for attractive, low wind load mechanical package
- Separate RS-485 RET input/output for low and high band
- Supports re-configurable antenna sharing capability enabling control of the internal RET system using up to two separate RET compatible OEM radios
- The antenna is supplied with mounting kits that provide 0 degree of mechanical downtilt; optional downtilt mounting kits are available

General Specifications

Antenna Type	Sector
Band	Multiband
Color	Light Gray (RAL 7035)
Grounding Type	RF connector body grounded to reflector and mounting bracket
Performance Note	Outdoor usage Wind loading figures are validated by wind tunnel measurements described in white paper WP-112534-EN
Radome Material	Fiberglass, UV resistant
Radiator Material	Low loss circuit board
Reflector Material	Aluminum
RF Connector Interface	4.3-10 Female
RF Connector Location	Bottom
RF Connector Quantity, high band	4
RF Connector Quantity, low band	4
RF Connector Quantity, total	8

Remote Electrical Tilt (RET) Information

RET Hardware	CommRET v2
RET Interface	8-pin DIN Female 8-pin DIN Male
RET Interface, quantity	2 female 2 male


JAHH-65B-R3B-V3

Input Voltage	10–30 Vdc
Internal Bias Tee	Port 1 Port 5
Internal RET	High band (1) Low band (2)
Power Consumption, idle state, maximum	1 W
Power Consumption, normal conditions, maximum	8 W
Protocol	3GPP/AISG 2.0 (Single RET)

Dimensions

Width	350 mm 13.78 in
Depth	208 mm 8.189 in
Length	1828 mm 71.969 in
Net Weight, without mounting kit	31.1 kg 68.564 lb

Array Layout




Array	Freq (MHz)	Conns	RET (SRET)	AISG RET UID
R1	698-803	1-2	1	CPxxxxxxxxxxxxxxxxR1
R2	824-894	3-4	2	CPxxxxxxxxxxxxxxxxR2
Y1	1695-2360	5-6	3	CPxxxxxxxxxxxxxxxxY1
Y2	1695-2360	7-8		

Left Right
Bottom

(Sizes of colored boxes are not true depictions of array sizes)

Port Configuration

JAHH-65B-R3B-V3



Electrical Specifications

Impedance	50 ohm
Operating Frequency Band	1695 – 2360 MHz 698 – 803 MHz 824 – 894 MHz
Polarization	±45°
Total Input Power, maximum	900 W @ 50 °C

Electrical Specifications

Frequency Band, MHz	698–803	824–894	1695–1880	1850–1990	1920–2200	2300–2360
Gain, dBi	14.9	15.3	17.9	18.5	18.8	19.3
Beamwidth, Horizontal, degrees	67	65	62	60	61	64
Beamwidth, Vertical, degrees	11.8	10.4	5.6	5.2	4.9	4.5
Beam Tilt, degrees	2–14	2–14	0–10	0–10	0–10	0–10
USLS (First Lobe), dB	20	20	17	17	18	20
Front-to-Back Ratio at 180°, dB	32	32	34	39	36	40
Isolation, Cross Polarization, dB	25	25	25	25	25	25
Isolation, Inter-band, dB	30	30	30	30	30	30
VSWR Return loss, dB	1.5 14.0	1.5 14.0	1.5 14.0	1.5 14.0	1.5 14.0	1.5 14.0

JAHH-65B-R3B-V3

PIM, 3rd Order, 2 x 20 W, dBc	-150	-150	-150	-150	-150	-150
Input Power per Port at 50°C, maximum, watts	300	300	250	250	250	200

Electrical Specifications, BASTA

Frequency Band, MHz	698–803	824–894	1695–1880	1850–1990	1920–2200	2300–2360
Gain by all Beam Tilts, average, dBi	14.7	15.2	17.6	18.2	18.5	18.8
Gain by all Beam Tilts Tolerance, dB	±0.3	±0.3	±0.6	±0.5	±0.5	±0.7
Gain by Beam Tilt, average, dBi	2° 14.6 8° 14.8 14° 14.5	2° 15.2 8° 15.3 14° 15.1	0° 17.3 5° 17.7 10° 17.7	0° 17.8 5° 18.3 10° 18.3	0° 17.9 5° 18.5 10° 18.5	0° 18.1 5° 18.9 10° 19.0
Beamwidth, Horizontal Tolerance, degrees	±1.6	±1.2	±4.0	±2	±1.9	±3.3
Beamwidth, Vertical Tolerance, degrees	±0.9	±0.5	±0.3	±0.2	±0.3	±0.2
USLS, beampeak to 20° above beampeak, dB	19	20	15	16	17	17
Front-to-Back Total Power at 180° ± 30°, dB	24	23	27	30	25	28
CPR at Boresight, dB	18	17	19	21	21	21
CPR at Sector, dB	9	11	12	12	12	8

Mechanical Specifications

Effective Projective Area (EPA), frontal	0.28 m ² 3.014 ft ²
Effective Projective Area (EPA), lateral	0.24 m ² 2.583 ft ²
Mechanical Tilt Range	0°–16°
Wind Loading @ Velocity, frontal	301.0 N @ 150 km/h (67.7 lbf @ 150 km/h)
Wind Loading @ Velocity, lateral	254.0 N @ 150 km/h (57.1 lbf @ 150 km/h)
Wind Loading @ Velocity, maximum	638.0 N @ 150 km/h (143.4 lbf @ 150 km/h)
Wind Loading @ Velocity, rear	319.0 N @ 150 km/h (71.7 lbf @ 150 km/h)
Wind Speed, maximum	241 km/h (150 mph)

Packaging and Weights

Width, packed	450 mm 17.717 in
Depth, packed	355 mm 13.976 in
Length, packed	1975 mm 77.756 in

JAHH-65B-R3B-V3

Weight, gross

39.8 kg | 87.744 lb

Regulatory Compliance/Certifications

Agency

Classification

CHINA-ROHS

Above maximum concentration value

ISO 9001:2015

Designed, manufactured and/or distributed under this quality management system

ROHS

Compliant/Exempted

UK-ROHS

Compliant/Exempted



Included Products

BSAMNT-2F

– Mounting bracket for cylindrical pipe installations (60-115mm pipe diameter) for fix mechanical tilt applications.

* Footnotes

Performance Note

Severe environmental conditions may degrade optimum performance