FVV-65B-R3



6-port sector antenna, 2x 617-894 and 4x 1695–2690 MHz, 65° HPBW, 3x RET, 600 MHz-Ready Antenna Technology

General Specifications

Antenna Type	Sector
Band	Multiband
Color	Light Gray (RAL 7035)
Grounding Type	RF connector inner conductor and body grounded to reflector and mounting bracket
Performance Note	Outdoor usage
Radome Material	Fiberglass, UV resistant
Reflector Material	Aluminum
RF Connector Interface	4.3-10 Female
RF Connector Location	Bottom
RF Connector Quantity, high band	4
RF Connector Quantity, low band	2
RF Connector Quantity, total	6

Remote Electrical Tilt (RET) Information

RET Hardware	CommRET v2
RET Interface	8-pin DIN Female | 8-pin DIN Male
RET Interface, quantity	1 female | 1 male
Input Voltage	10–30 Vdc
Internal RET	High band (2) | Low band (1)
Power Consumption, active state, maximum	10 W
Power Consumption, idle state, maximum	2 W
Protocol	3GPP/AISG 2.0

Dimensions

Width	300 mm | 11.811 in

©2024 CommScope, Inc. All rights reserved. CommScope and the CommScope logo are registered trademarks of CommScope and/or its affiliates in the U.S. and other countries. For additional trademark information see https://www.commscope.com/trademarks. All product names, trademarks and registered trademarks are property of their respective owners. Revised: September 9, 2024

FVV-65B-R3

Depth	181 mm | 7.126 in
Length	1828 mm | 71.969 in
Net Weight, antenna only	19.6 kg | 43.211 lb

Array Layout



Array ID	Frequency (MHz)	RF Connector	RET (SRET)	AISG No.	AISG RET UID
R1	617-894	1 - 2	1	AISG1	CPxxxxxxxxxxxxxxxR1
Y1	1695-2690	3 - 4	2	AISG1	CPxxxxxxxxxxxxxxxY1
Y2	1695-2690	5 - 6	3	AISG1	CPxxxxxxxxxxxxxxxY2

(Sizes of colored boxes are not true depictions of array sizes)

Port Configuration



Electrical Specifications

Impedance	50 ohm
Operating Frequency Band	1695 – 2690 MHz | 617 – 894 MHz
Polarization	±45°
Total Input Power, maximum	900 W @ 50 °C

©2024 CommScope, Inc. All rights reserved. CommScope and the CommScope logo are registered trademarks of CommScope and/or its affiliates in the U.S. and other countries. For additional trademark information see https://www.commscope.com/trademarks. All product names, trademarks and registered trademarks are property of their respective owners. Revised: September 9, 2024

FVV-65B-R3

Electrical Specifications

	R1	R1	Y1,Y2	Y1,Y2	Y1,Y2	Y1,Y2	Y1,Y2
Frequency Band, MHz	**617–698**	**698–894**	**1695–1880**	**1850–1990**	**1920–2200**	**2300–2500**	**2500–2690**
RF Port	1,2	1,2	3,4,5,6	3,4,5,6	3,4,5,6	3,4,5,6	3,4,5,6
Gain, dBi	14.3	14.7	17.5	18.1	18.4	18.7	18.7
Beamwidth, Horizontal, degrees	71	70	66	64	64	63	60
Beamwidth, Vertical, degrees	14.5	12.2	5.6	5.3	5	4.4	4.2
Beam Tilt, degrees	2–14	2–14	2–12	2–12	2–12	2–12	2–12
USLS (First Lobe), dB	20	19	18	18	19	20	20
Front-to-Back Ratio at 180°, dB	25	29	37	35	31	28	32
Isolation, Cross Polarization, dB	25	25	25	25	25	25	25
Isolation, Inter-band, dB	28	28	28	28	28	28	28
VSWR | Return loss, dB	1.5 | 14.0	1.5 | 14.0	1.5 | 14.0	1.5 | 14.0	1.5 | 14.0	1.5 | 14.0	1.5 | 14.0
PIM, 3rd Order, 2 x 20 W, dBc	-150	-150	-150	-150	-150	-150	-150
Input Power per Port at 50°C, maximum, watts	250	250	200	200	200	200	200

Mechanical Specifications

Effective Projective Area (EPA), frontal	0.26 m² | 2.799 ft²
Effective Projective Area (EPA), lateral	0.22 m² | 2.368 ft²
Wind Loading @ Velocity, frontal	278.0 N @ 150 km/h (62.5 lbf @ 150 km/h)
Wind Loading @ Velocity, lateral	230.0 N @ 150 km/h (51.7 lbf @ 150 km/h)
Wind Loading @ Velocity, maximum	537.0 N @ 150 km/h (120.7 lbf @ 150 km/h)
Wind Loading @ Velocity, rear	282.0 N @ 150 km/h (63.4 lbf @ 150 km/h)
Wind Speed, maximum	241 km/h (150 mph)

Packaging and Weights

Width, packed	380 mm | 14.961 in
Depth, packed	295 mm | 11.614 in
Length, packed	1956 mm | 77.008 in
Weight, gross	30.9 kg | 68.123 lb

©2024 CommScope, Inc. All rights reserved. CommScope and the CommScope logo are registered trademarks of CommScope and/or its affiliates in the U.S. and other countries. For additional trademark information see https://www.commscope.com/trademarks. All product names, trademarks and registered trademarks are property of their respective owners. Revised: September 9, 2024

FVV-65B-R3

Regulatory Compliance/Certifications

Agency	Classification
CHINA-ROHS	Above maximum concentration value
ISO 9001:2015	Designed, manufactured and/or distributed under this quality management system
ROHS	Compliant/Exempted
UK-ROHS	Compliant/Exempted

Included Products

BSAMNT-3	–	Wide Profile Antenna Downtilt Mounting Kit for 2.4 - 4.5 in (60 - 115 mm) OD round members. Kit contains one scissor top bracket set and one bottom bracket set.

* Footnotes

Performance Note	Severe environmental conditions may degrade optimum performance

©2024 CommScope, Inc. All rights reserved. CommScope and the CommScope logo are registered trademarks of CommScope and/or its affiliates in the U.S. and other countries. For additional trademark information see https://www.commscope.com/trademarks. All product names, trademarks and registered trademarks are property of their respective owners. Revised: September 9, 2024