

BUDI™ EMEA Ordering Guide

COMMSCOPE®

BUDI™ Building Distribution Terminals

CommScope's BUDI portfolio of wall-mounted, indoor, and outdoor fibre boxes is a modular and configurable platform for building entrance deployments. Available in a large variety of models to meet the needs of a wide range of MDU applications, it offers rugged environmental protection; is UV resistant, IP54 rated, manufactured from UL listed resins and is designed for easy installation and accessibility.

The CommScope BUDI family is ideal for small to medium size buildings. It provides a flexible fibre management system for transitioning outside plant cable to indoor cable via splicing or with connectorised cable assemblies. It incorporates proven fibre routing procedures, cable termination accessories and splice trays resulting in consistent, high-quality fibre management. Available add-on passive optical modules support the new G/EPON architecture. The BUDI portfolio offers the flexibility to address the needs of today and tomorrow's fibre networks while maintaining commonality of components and operational practices.



Features and benefits


- Indoor / Outdoor (IP54) rugged termination point
- UL listed and UV resistant enclosure
- Wide range of cable size supported
- Splice only and splice / patch versions
- Pre-terminated versions available
- Splitter versions available

BUDI Connectorised with FIST

BUDI is a product range of compact, wall mountable fibre enclosures for indoor and outdoor use. They are specifically designed for fast deployment and easy customer connection.

The FIST management system is a proven CommScope technology for optimal fibre organisation and splicing. In combination with a patch panel, this system offers ultimate flexibility.

Available with splicing and/or patching capabilities, high connector density, small and larger footprints, the BUDI product range offers flexible solutions for a wide range of applications in the access network.



Sustainable

- High reliability reduces repairs, truck rolls and fuel consumption
- Modular FIST tray design lowers manufacturing needs and GHGe output
- Higher capacity means fewer boxes needed, minimising environmental cost
- Carbon Footprint calculations are available (CIBSE TM65)

Benefits

- Easy to install
- Compact and flexible design
- Fast customer connection
- Extensive product range
- Proven FIST fibre management system

Features

- Designed to operate in category C (controlled), category G (outdoor ground level) and category A (aerial) as characterised by IEC 61753-1
- Fire retardant, LSZH materials
- UV stable material for outdoor above ground use
- Multiple cable ports available
- Bottom cable seal blocks are wraparound
- UMS (Universal Mounting System) available to mount single element/single circuit trays splice trays
- Allows integration of passive optical components
- Small and large footprints
- Multiple accessories available to terminate and seal different cable types
- Removable enclosure lid

Maximum Capacities – BUDI Splice / Patch

Size	BUDI-M-TA	BUDI-M-TP	BUDI-S-T	BUDI-1S-T	BUDI-2S-T
UMS Units	24	24	16	8	2
Splice Capacity SOSA SC Tray, 2 fibre per tray	48	48	32	16	4
Splice Capacity SOSA SE Tray	144	144	96	48	12
Splice Capacity SOSA SLE Tray (*)	288	288	192	96	24
Loop Storage	Yes	Yes	Yes	Yes	No
SC ports	48	36	24	16	8
LC ports	64	72	48	32	12
Lock	Key	Key	Key	Key	Lead Wire

It is possible to configure the BUDI splice Patch with less ports and splice trays, above provides the maximum capacities per BUDI size.


Patch Panel Options BUDI-M Only

The BUDI-M-TP option utilises a fixed patch panel which allows for the individual adapters to slide within this panel. This option provides more spacing between each connection and can offer a greater capacity on LC connectivity than that of the BUDI-M-TA version.



BUDI-M-TP

With the BUDI Adapter pack, you can fully slide the complete connector assembly clear of the patch panel and other connectors allow for full access. This results in a fully populated patch panel within the BUDI-M enclosure that requires less space than the patch panel used in the BUDI-M-TP version. A higher density of SC connections can be housed but a reduced amount of LC is possible due to the latch requirements.




BUDI-M-TA

BUDI Splice with FIST

The BUDI range of enclosures can also be configured for pure splice applications. Utilising the FIST fibre management system provides ultimate flexibility whether accommodating single circuit (SC) or single element fibre management approaches. Incorporating the established UMS system used within FIST it is possible to accommodate FIST SOSA units mixing SE, SC or even FIST-FSASA units incorporating 250µm fibre.

Maximum splice density can also be achieved with each enclosure with the 'slim' SLE single element trays, but these are limited to fibre with a 25mm bend radius or less.



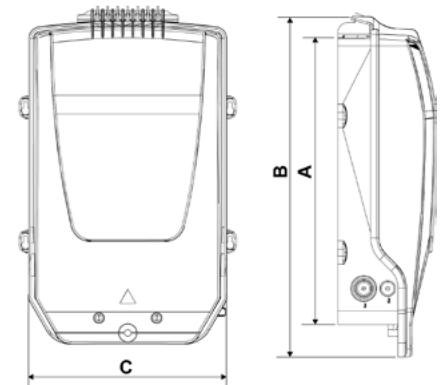
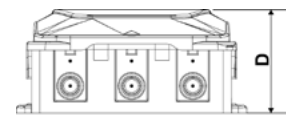
BUDI Splice Capacities

Size	BUDI-M	BUDI-S	BUDI-1S	BUDI-2S
UMS Units	36	28	16	6
Splice Capacity SOSA SC Tray	72	56	32	12
Splice Capacity SOSA SE Tray	216	168	96	36
Splice Capacity SOSA SLE Tray (*)	432	336	192	72
Loop Storage	Yes	Yes	No	No

(*) 25mm bend radius on trays

BUDI Dimensions

Dimension	Size	BUDI-2S	BUDI-1S	BUDI-S	BUDI-M
A	Height box (mm)	260	340	425	480
B	Height cover (mm)	285	420	500	550
C	Width (mm)	155	240	295	360
D	Depth (mm)	60	120	145	175



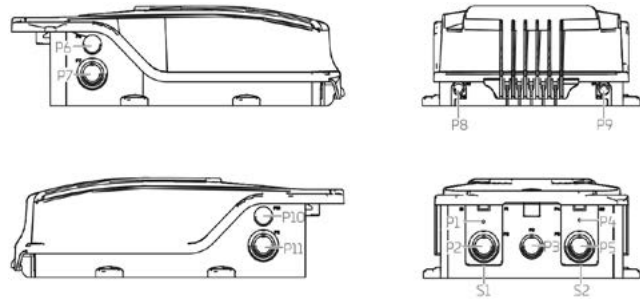
BUDI Seal Kits

CommScope's expertise in sealing and gel technology has been used to create end-to-end network solutions that can withstand the harsh conditions of the outside plant environment.

The seal kits described in this document enable network operators to perform fast and easy installations of different types and sizes of cables in the BUDI product range and protect their connections.

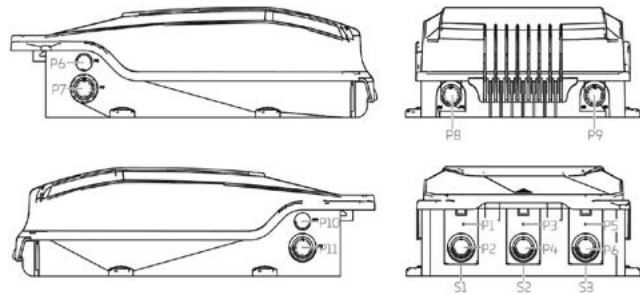
BUDI-1S Ports

Port Number	BUDI-1S
S1, S2 (bottom)	All BUDI-S-Seal kits
P1, P4 (bottom)	N/A
P2, P5 (bottom)	PG16, PG21, PG29
P3 (bottom)	PG16
P6, P10 (side)	PG16
P7, P11 (side)	PG16, PG21, PG29
S3, S4 (top)	No sealing kit
P8, P9 (top)	M12



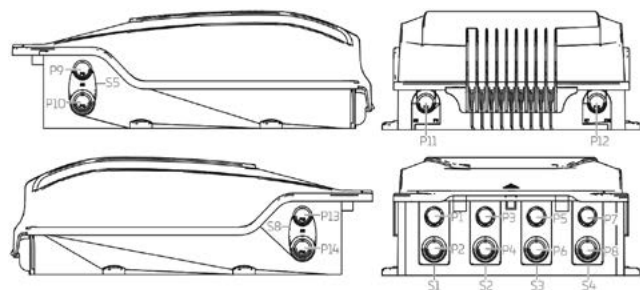
BUDI-S Ports

Port Number	BUDI-S
S1, S2, S3 (bottom)	All BUDI-S-Seal kits
P1, P3, P5 (bottom)	N/A
P2, P4, P6 (bottom)	PG16, PG21, PG29
P11, P7 (side)	PG16, PG21, PG29
P6, P10 (side)	PG16
P8, P9 (top)	PG16, PG21
P8, P9 (top)	M12

















BUDI-M Ports

Port Number	BUDI-M
S1, S2, S3, S4 (bottom)	All BUDI-M-Seal kits
P1, P3, P5, P7 (bottom)	PG16, PG21
P2, P4, P6, P8 (bottom)	PG16, PG21, PG29
P11, P12 (top)	PG16, PG21
S5, S8 (side)	N/A
P9, P13 (side)	PG16, PG21
P10, P14 (side)	PG16, PG21, PG29



BUDI Seal Kits–Selection Guide

	BUDI 1S	BUDI S	BUDI M	BUDI 1S	BUDI S	BUDI M	BUDI 1S	BUDI S	BUDI M	BUDI 1S	BUDI S	BUDI M	BUDI 1S	BUDI S	BUDI M
	BUDI-S-SEAL-4x10	BUDI-M-SEAL-6x10	BUDI-S-SEAL-4x15	BUDI-M-SEAL-6x15	BUDI-S-SEAL-2x20	BUDI-M-SEAL-3x20	BUDI-S-SEAL-24x5	BUDI-M-SEAL-24x5	BUDI-S-SEAL-24x7	BUDI-M-SEAL-24x7	BUDI-S-PTS	BUDI-M-PTS	BUDI-S-SEAL-4x15-MINI-BO1	BUDI-M-SEAL-4x15-MINI-BO1	
Max. cable diameter in mm	10	10	15	15	20	20	5	5	7	7	5	5	8.2	8.2	
Wrap-around	Y	Y	Y	Y	Y	Y	N	N	N	N	Y	Y	Y	Y	
Loop bracket	N	N	N	N	Y	Y	N	N	N	N	N	N	N	N	
IP55 (vertical mounting)	Y	Y	Y	Y	Y	Y	Y	Y	Y	Y	N	N	Y	Y	
Type of BUDI															

BUDI-S-SEAL-4X10, BUDI-S-SEAL-4X15, BUDI-M-SEAL-6X10, BUDI-M-SEAL-6X15

Wrap-around cable seal kit for 4-6 cables of up to 10-15 mm diameter including:

- wrap-around cable seal
- seal foam tape
- cable fixation bracket and tie wraps

On this bracket you can fix the cables with ENSTO strength member fixation devices (separate item FIST-SB/MB-STRBR-01) and with hose clamps with an 8 mm band.



BUDI-S-SEAL-2X20, BUDI-M-SEAL-3X20

Wrap-around cable seal kit for 2 or 3 cables of up to 20 mm diameter and cable seal for looped cable installation (for BUDI-S spliced version only) including:

- wrap-around cable seal
- seal foam tape
- cable fixation bracket, hose clamps and strength member fixation plates

If bigger strength members need to be fixed on this bracket, a universal strength member termination kit (FACT-UCT-10) can be ordered separately.




BUDI Seal Kits–Selection Guide

BUDI-S-SEAL-24X5, BUDI-M-SEAL-24X5

Push-through cable seal kit for 24 cables up to 5 mm diameter including cable fixation brackets and tie wraps.


Cables can be attached individually.



BUDI-S-SEAL-24X7, BUDI-M-SEAL-24X7

Push-through cable seal kit for 24 cables up to 7 mm diameter including cable fixation brackets and tie wraps.

Cables are attached in groups of 4 cables.



BUDI-S-PTS, BUDI-M-PTS

Wrap-around pigtail seal for pigtails with a diameter up to 5 mm, no cable fixation.

Maximum capacity:

Cable diameter	BUDI-1S/S	BUDI-M
2.4 mm	72 (2x36) pcs	72 (2x36) pcs
3 mm	48 (2x24) pcs	72 (2x36) pcs
5 mm	16 (2x8) pcs	24 (2x12) pcs



BUDI-S-PPS-XX XX

Seal with integrated patch panel up to 24 connections. For indoor use only, no pigtails included.

Options:

- BUDI-S-PPS-12 S1 (12 SC/UPC)
- BUDI-S-PPS-12 S2 (12 SC/APC 8°)
- BUDI-S-PPS-24 L1 (24 SC/UPC)
- BUDI-S-PPS-24 L2 (24 SC/APC 8°)



BUDI Seal Kits–Selection Guide

BUDI-2S-SEAL-MAIN- 01-(57)

Main cable seal for the BUDI-2S, 2-piece rubber seal supporting cable diameters from \varnothing 4.0mm to \varnothing 9.5mm



BUDI-2S-SEAL-4x7-(57), BUDI-2S-SEAL-12x5-(57)

Rubber drop / distribution cable seals for use within the BUDI-2S. Two options are available:

- 4 x Max \varnothing 7.0mm cables
- 12 x max \varnothing 5.0mm cables

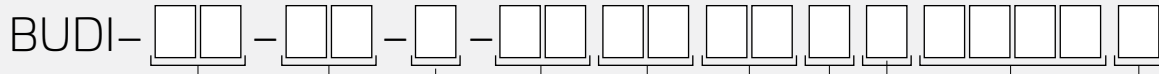


BUDI-1S-LOOPBRCKT-01, BUDI-S-LOOPBRCKT-01, BUDI-M-LOOPBRCKT-01

Loop bracket to store uncut loose tube overlength in combination with the BUDI-X-SEAL-Xx20 cable termination kit.



BUDI Splice / Patch



Housing

2S
1S
S
M

Type

TS	Splice/Patch ¹
T	Splice/Patch
TA	Splice/Patch ²
TP	Splice/Patch ³

Lock

A	No Lock
B	Lock

Number Adapters and Pigtails

	BUDI 2S	BUDI 1S	BUDI S	BUDI M	
	T/TS	T	T	TA	TP
NN	None				
02	SC/LC				
04	SC/LC				
06	SC/LC				
08	SC/LC				
12	LC	SC/LC	SC/LC		
16		SC/LC	SC/LC		
24		LC	SC/LC	SC/LC	SC/LC
32		LC			
36			LC	SC/LC	SC/LC
48			LC	SC/LC	LC
64				LC	LC
72					LC

Type of Adapter and Pigtail

NN	None
S1	SC/UPC
S2	SC/APC 8°
L1	LC/UPC
L2	LC/APC

Splice Holder

S	SMOUV
A	ANT
N	None

Loop Bracket⁵

L	Loop Bracket
N	None

Tray Type

C	Single Circuit (2 splices 250µm & 900µm/tray)
E	Single Element (12 splices 250µm & 8 splices 900µm/tray)
L	Slim Single Element (12 splices 250 µm only) - 25mm bend radius maximum
N	None

Number Adapters and Pigtails

	BUDI 2S	BUDI 1S	BUDI S	BUDI M
	T	T	T	TA/TP
00	None			
04	SC			
12	SE			
16		SC		
24	SLE			
32			SC	
48		SE		SC
96		SLE	SE	
144				SE
192			SLE	
288				SLE

Cable Seals⁴

	Cable Diameter (mm)
A	3
B	5
C	7
D	10
E	15
F	20
G	PTS 2
H	PTS 3
J	PTS 5
K	Main 2S
L	None

(1) BUDI 2S Only
 (2) BUDI M adapter Packs
 (3) BUDI M PAPAN
 (4) Cable Seal – Max 2 seals for BUDI-2S & 1S, 3 Seals for BUDI-S and 4 for BUDI-M
 (5) Loop Bracket not possible in BUDI-2s all configurations or BUDI 1S Splice configuration

BUDI Splice

BUDI- - SP - - NNNN

Housing

2S
1S
S
M

Lock

A	No Lock
B	Lock

Maximum Number of Splices - 250µm

	BUDI 2S	BUDI 1S	BUDI S	BUDI M
00				
12	SC			
32		SC		
36	SE			
56			SC	
72	SLE			SC
96		SE		
168			SE	
192		SLE		
216				SE
336			SLE	
432				SLE

Splice Holder

S	SMOUV
A	ANT
N	None

Loop Bracket²

L	Loop Bracket
N	None

Tray Type

C	Single Circuit (2 splices 250µm & 900µm/tray)
E	Single Element (12 splices 250µm & 8 splices 900µm/tray)
L	Slim Single Element (12 splices 250 µm only) - 25mm bend radius maximum
N	None

Cable Seals¹

	Cable Diameter (mm)
A	3
B	5
C	7
D	10
E	15
F	20
G	PTS 2
H	PTS 3
J	PTS 5
K	Main 2S
L	None

(1) Cable Seal – Max 2 seals for BUDI-2S & 1S, 3 Seals for BUDI-S and 4 for BUDI-M

(2) Loop Bracket not possible in BUDI-2S all configurations or BUDI 1S Splice configuration

Examples:

BUDI Splice / Patch

BUDI-M-TA-B-48-S2144ESCNGG-L

BUDI, size M, Splice / Patch Adapter Packs, lock, 48 adapters and pigtails – SC/APC, 144 splice capacity (12 x12f SE trays), SMOUV splice holders, 2x20mm cable seal and 2x 24 x 5 cable seals occupying 3 of the 4 possible ports and loop bracket.

BUDI Splice

BUDI-1S-SP-A-NN-NN96ESCGNN-L

BUDI, size 1S, splice only, no lock, no adapters, or pigtails, 96 splice capacity (8x12f SE trays), SMOUV splice holders, 2x20mm cable seal and 24x5 cable seal in the 2 possible ports and loop bracket.

CommScope pushes the boundaries of communications technology with game-changing ideas and ground-breaking discoveries that spark profound human achievement.

We collaborate with our customers and partners to design, create and build the world's most advanced networks. It is our passion and commitment to identify the next opportunity and realize a better tomorrow. Discover more at commscope.com

COMMSCOPE®

commscope.com

Visit our website or contact your local CommScope representative for more information.

© 2024 CommScope, LLC. All rights reserved.

CommScope and the CommScope logo are registered trademarks of CommScope and/or its affiliates in the U.S. and other countries. For additional trademark information see <https://www.commscope.com/trademarks>. All product names, trademarks and registered trademarks are property of their respective owners.