


NHH-65B-HG-R2B



6-port Next Generation High Performance sector antenna, 2x 698–896 and 4x 1695–2200 MHz, 65° HPBW, 2x RET

- Designed to reduce SUB 1 alarm triggers with pattern consistency between low band and mid band
- Enhanced interference mitigation for improved SINR and throughput
- Interleaved dipole technology results into an attractive, low wind load mechanical package
- Antenna optimized for higher gain with improved radiation efficiency
- Internal SBTs allow remote RET control from the radio over the RF jumper cable
- Powered by CommScope’s next generation high-efficiency SEED™ technology

General Specifications

Antenna Type	Sector
Band	Multiband
Color	Light Gray (RAL 7035)
Grounding Type	RF connector body grounded to reflector and mounting bracket
Performance Note	Outdoor usage
Radome Material	Fiberglass, UV resistant
Radiator Material	Copper Low loss circuit board
Reflector Material	Aluminum
RF Connector Interface	4.3-10 Female
RF Connector Location	Bottom
RF Connector Quantity, mid band	4
RF Connector Quantity, low band	2
RF Connector Quantity, total	6

Remote Electrical Tilt (RET) Information

RET Hardware	CommRET v2
RET Interface	8-pin DIN Female 8-pin DIN Male
RET Interface, quantity	2 female 2 male
Input Voltage	10–30 Vdc
Internal Bias Tee	Port 1 Port 3
Internal RET	Low band (1) Mid band (1)
Power Consumption, active state, maximum	10 W


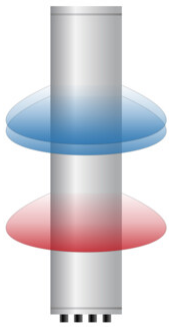
NHH-65B-HG-R2B

Power Consumption, idle state, maximum 2 W
Protocol 3GPP/AISG 2.0 (Single RET)

Dimensions

Width 301 mm | 11.85 in
Depth 180 mm | 7.087 in
Length 1828 mm | 71.969 in
Net Weight, antenna only 20.5 kg | 45.195 lb


Array Layout



Array ID	Frequency (MHz)	RF Connector	RET (SRET)	AISG No.	SBT RF PORT	SBT No.	RET UID
R1	698-896	1 - 2	1	AISG1	1	1	CPxxxxxxxxxxxxR1
B1	1695-2200	3 - 4	2	AISG2	3	2	CPxxxxxxxxxxxxB1
B2	1695-2200	5 - 6					

(Sizes of colored boxes are not true depictions of array sizes)

Port Configuration



NHH-65B-HG-R2B

Electrical Specifications

Impedance	50 ohm
Operating Frequency Band	1695 – 2200 MHz 698 – 896 MHz
Polarization	±45°

Electrical Specifications

	R1	R1	B1,B2	B1,B2	B1,B2
Frequency Band, MHz	698–798	824–896	1695–1880	1850–1990	1920–2200
RF Port	1,2	1,2	3,4,5,6	3,4,5,6	3,4,5,6
Gain, dBi	15.6	15.8	18.6	18.8	19
Beamwidth, Horizontal, degrees	65	61	64	64	63
Beamwidth, Vertical, degrees	11.3	9.8	5.5	5.2	4.9
Beam Tilt, degrees	0–14	0–14	0–7	0–7	0–7
USLS (First Lobe), dB	16	16	18	19	20
Front-to-Back Ratio at 180°, dB	29	29	36	35	35
Isolation, Cross Polarization, dB	25	25	25	25	25
VSWR Return loss, dB	1.5 14.0	1.5 14.0	1.5 14.0	1.5 14.0	1.5 14.0
PIM, 3rd Order, 2 x 20 W, dBc	-153	-153	-153	-153	-153
Input Power per Port at 50°C, maximum, watts	300	300	250	250	250

Electrical Specifications, BASTA

Frequency Band, MHz	698–798	824–896	1695–1880	1850–1990	1920–2200
CPR at Boresight, dB	19	15	17	20	19

Mechanical Specifications

Wind Loading @ Velocity, frontal	278.0 N @ 150 km/h (62.5 lbf @ 150 km/h)
Wind Loading @ Velocity, lateral	230.0 N @ 150 km/h (51.7 lbf @ 150 km/h)
Wind Loading @ Velocity, maximum	537.0 N @ 150 km/h (120.7 lbf @ 150 km/h)
Wind Loading @ Velocity, rear	282.0 N @ 150 km/h (63.4 lbf @ 150 km/h)
Wind Speed, maximum	241 km/h (150 mph)

Packaging and Weights

NHH-65B-HG-R2B

Width, packed	380 mm 14.961 in
Depth, packed	295 mm 11.614 in
Length, packed	1956 mm 77.008 in
Weight, gross	31.8 kg 70.107 lb

Regulatory Compliance/Certifications

Agency	Classification
CHINA-ROHS	Below maximum concentration value
ISO 9001:2015	Designed, manufactured and/or distributed under this quality management system
REACH-SVHC	Compliant as per SVHC revision on www.commscope.com/ProductCompliance
ROHS	Compliant
UK-ROHS	Compliant



Included Products

BSAMNT-3	–	Wide Profile Antenna Downtilt Mounting Kit for 2.4 - 4.5 in (60 - 115 mm) OD round members. Kit contains one scissor top bracket set and one bottom bracket set.
----------	---	--

* Footnotes

Performance Note	Severe environmental conditions may degrade optimum performance
-------------------------	---